


2017

Annual Report





Contents

Officer Bearers & Staff	Page 2
Affiliated Centres & Clubs	Page 3
2016-2017 Sponsors	Page 4
Honour Roll	Page 6
Board of Management	
• President's Report	Page 8
• Finance Director's Report	Page 11
• Competition Director's Report	Page 25
• Technical Director's Report	Page 39
• Education Director's Report	Page 40
• Development Director's Report	Page 42
Development Officer's Report	Page 44
2016 Coaching Camp Report	Page 45
2016-2017 Membership	Page 46





Office Bearers

President

Rhonda O'Sign
8 Gunn Parade
Low Head TAS 7253

Finance Director

Garry House
16 Kiama Place
Blackmans Bay TAS 7052

Competition Director

Brett Johnstone
37 Ruth Drive
Lenah Valley TAS 7008

Technical Director

Ferdie Kroon
11 Walden St
Newstead TAS 7250

Development Director

Brett Gillow
14 Alma Street
Youngtown TAS 7294

Education Director

Belinda McEwan
8 Trevally Crt
Kingston TAS 7250

Staff

Administration Officer

Tracy Canham
32 Gormanston Road
Moonah TAS 7009

Development Officer

Simon Bennett
32 Gormanston Road
Moonah TAS 7009



Affiliated Centres

Bruny Island Little Athletics Centre

3959 Main Rd
Alonnah TAS 7150

Burnie Little Athletics Centre

48 Susan St
Turners Beach TAS 7315

Circular Head Little Athletics Centre

76 Scotchtown Rd
Smithton TAS 7330

Claremont Little Athletics Centre

28 Glenmore St
Rosetta TAS 7010

Clarence Little Athletics Centre

61 Waverley St
Bellerive TAS 7018

Deloraine Little Athletics Centre

PO Box 303
Deloraine TAS 7304

Devonport Little Athletics Centre

PO Box 1164
Devonport TAS 7310

East Derwent Little Athletics Centre

PO Box 36
Bridgewater TAS 7030

Flinders Island Little Athletics Centre

C/- Whitemark Post Office
Flinders Island TAS 7255

Glamorgan Spring Bay Little Athletics Centre

PO Box 145
Swansea TAS 7190

Hobart Districts Little Athletics Centre

PO Box 194
New Town TAS 7008

Huon Valley Little Athletics Centre

PO Box 179
Huonville TAS 7150

Kingborough Little Athletics Centre

PO Box 524
Kingston TAS 7050

Launceston Little Athletics Centre

PO Box 58
Riverside TAS 7250
*Riverside Club
Trevallyn Club
West Tamar Club*

Longford Districts Little Athletics Centre

PO Box 201
Longford TAS 7301
*Longford Club
Evandale Club
Hadspen/Carrick Club
Perth Club*

North East Little Athletics Centre

13 Mary St
Scottsdale TAS 7260

North Launceston White City Little Athletics Centre

643 John Lees Dr
Dilston TAS 7252
*Mowbray Club
Rocherlea Club
George Town Club*

Peninsular Little Athletics Club

1635 Main Rd
Nubeena TAS 7184

Queenborough Little Athletics Centre

PO Box 4697
Bathurst St PO TAS 7000

South East Districts Little Athletics Centre

13 Bayview Crt
Sorell TAS 7173

South Launceston Little Athletics Centre

PO Box 811
Kings Meadows TAS 7249
*Norwood Club
Glen Dhu Club
Sacred Heart Club
St. Leonards Club
Summervale Club
Young Town Club*

St. Helens Little Athletics Centre

2 View St
St. Helens TAS 7216



2016-2017 Sponsors



Sport & Recreation Tasmania

Funding the Development & Growth of
Little Athletics in Tasmania



RACT

Naming Right Sponsor for Name & Age Badge



McDonald's Family Restaurants Tasmania

Major Sponsor of Little Athletics Tasmania
Naming Right Sponsor of LATas Regional Meetings
LATas Award Scheme Sponsor



How the locals like it™

Tasmanian Independent Retailers (IGA)

Major Sponsor of Little Athletics Tasmania
Naming Right Sponsor of LATas
Regional Coaching Clinics



Zone 3 Laser Games

Welcome Back Award Badge Sponsor
LATas State Meeting Participation Award Sponsor
Naming Right Sponsor of LATas State Individual Championships



2016-2017 Sponsors



Nordic Sport Pty Ltd
Preferred Equipment Supplier of Little Athletics Tasmania



Southern Cross Television
Free to air Television Advertising Partner



Medalmania
PB Award Badge Sponsor
LATas State Relay Incentive Award Sponsor



Honour Roll

Life Members

Helen Moir	1993	Michael Stubbs	1997
Garry House	1999	Ross Burrridge	1999
Rhonda O'Sign	2002	Paul Street*	2006

Distinguished Service Award Recipients

Helen Moir	1990	Peter Lawson	1990
Les Nankervis	1990	Nigel McLaren	1993
Michael Stubbs	1994	Rob Crosswell	1994
Marguerite Duke	1995	Garry House	1996
Ross Burrridge	1996	Cliff Marsh	1997
Rhonda O'Sign	2000	Paul Street*	2002
Brian Bannister	2005	Kaylene Knee	2010
Anne House	2010		



State Service Award Recipients

Bill Cooper*	1990	Dianne Lawson	1990	Jess Nankervis	1990
Paul Plumbridge	1990	Les Charlesworth	1991	John Boxhall	1991
Ted Beecroft	1992	Clif Marsh	1992	Matt Osbourne	1993
Anne House	1995	Graeme Moore	1995	Sallie Garwood	1995
Merimy Bruens	1996	Albert Johnson*	1996	Carolyn Banks	1996
Gayleen Goodwin	1998	Viv Beswick	1998	Wim VanDerPols	1998
Paul Street*	1999	Gavin Radford	1999	Ken Elphinstone	2000
Karen Tuthill	2000	Roger Howlett	2000	Margaret Osbourne	2001
Mary Clear	2001	Anne Millington	2001	Janene Stubbs	2002
Rosemary Coleman	2002	Terry Byrne	2002	Anthony Cruse	2002
Brian Bannister	2002	Frank Buller	2003	Wim Vaessen	2003
Greg Cooper	2004	Frank Furfaro	2004	Karen Pelham	2004
Shirley Kelly	2005	Kristy Periera	2004	Vicky Sansom	2005
Eric Howells	2006	Andrew Tomers	2005	Peter Weldon	2005
Peter McConnon	2006	Tim Heron	2006	Kaylene Knee	2006
Daryn Weller	2007	Carolyn Bussey	2007	Michael Harvey	2007
Scott Calvert	2008	Dirk Nankervis	2007	Kendra Hey	2008
Wayne Hall	2010	Greg Byard	2008	Kim Nankervis	2009
Brian James	2012	Mathew Hey	2010	Leanne Harvey	2010
Brett Johnstone	2013	Michael Walker	2012	Michael Phillips	2012
Paul Mommers	2016	Andrew Shepherd	2013	Brett Clements	2013
Paula Brown	2016				

**deceased*



Jetstar Little Athletics Tasmania



Board of Management Reports



President's Report

Rhonda O'Sign

As always, it gives me pleasure to present my report on the past season.

The biggest challenge faced by Little Athletics here in Tasmania and nationally is a declining membership. With the sporting environment becoming extremely competitive in terms of choices, it is becoming increasingly challenging for us to hold our ground in terms of membership numbers.

This past season we saw a slight increase in registrations of 2.2%. This is very encouraging, and I know Centres are very proactive within their local communities in their efforts to retain and grow membership.

However, the issue remains, and unfortunately there is no single solution to the challenges we face. With many changes (and some challenges) coming up in 2017/2018 nationally in terms of age alignment and product offering, we will certainly be monitoring these changes and the impact, either positive or otherwise on our membership base.

Our strategic plan addresses a number of key areas in terms of Retention and Participation, Product Delivery, training of officials. In order to achieve change, it is important the Office and the Board receives the support of our Centres and individuals across the state.

Without that support initiatives become harder to implement and the Association will struggle to meet the expectations of modern families who are becoming increasingly time poor, wanting shorter and faster programs and services.

PRODUCT REVIEW

LAA are looking at the benefits of utilizing a fundamental motor skills program as the model for the U6-U8 age groups.

A comprehensive study into product review was undertaken by consultants GEMBA, focussing on the product offered to U6 to U8 athletes, with the aim to introduce a fundamental motor skills program for these age groups. Interviews were conducted with each State Association's CEO / Development Officers to gauge their input into their State's perspective of what the produce should look like. Following this, a further presentation was made to the Little Athletics Tasmania Board of Management, with the determination to proceed with Little Athletic Victoria's model "Jump Start".

The product will be trialled at several Centres in each State in season 2017/2018, and we look forward to the outcomes of these trials.

ONE CLUB MODEL COMMITTEE

Little Athletics Australia, the Member States, Little Athletics Australia and State Associations continue to work closely together towards the notion of One Sport.

Last year I reported that I would like to establish a Joint Working Committee to pursue better aligning our respective athletics offerings going forward into 2016/2017 season. The end result of this was the formation of a One Club Model Committee comprising an independent chair in Roger Hosie, LATas President, representative from Athletics Tasmania, representatives of several Little Athletics Centres and Senior Clubs.



The One Club model was rolled out on a trial basis at St. Helens and South East Centres. Mixed results were achieved, however the overarching message was that this model is one which will allow better alignment from Junior to Senior Athletics, and as such plans are underway to roll the model out to three Centres in season 2017/2018.

It is noted that One Sport is not one body. Whilst we will be forming One Club Centres, Little Athletics will continue as its own entity at all times.

INTERNATIONAL CHILDREN'S GAMES (ICG)

Taipei City, July 2016

In July 2016, Little Athletics Tasmania were very fortunate to send two teams - Launceston City and Hobart City Teams, to compete in the 2016 International Children's Games being held in Taipei City, Taiwan.

Both teams were made up of six boys and six girls, with a Team Manager, Coach and Head of Delegation accompanying each team.

Our athletes competed against athletes from 37 Countries, and 63 Cities from around the world. Both the Launceston and the Hobart team members were on a high when three of our athletes exceeded all expectations and placed in the medals – Hobart team members Jagga Pybus with a Gold in the Triple Jump, Torin Jones a Silver in the 400m, and Launceston team member Arabella Phillips placed third in the 800m to bring home a bronze.

Despite the extremely hot and humid conditions, the results were outstanding. Coupled with the medal winners, our athletes either equalled or bettered their PBs.

The experience for the athletes and adults alike was outstanding. The competition, cultural experiences, friendships made, and the opportunity to experience life in an international city will hold lifetime memories.

SPONSORSHIP

It is important we acknowledge and thank our generous sponsors and partners. They provide far more than just revenue opportunities. Their involvement demonstrates the strength of our Brand and many of these partnerships share the same core values relating to Family, Fun and a sense of Community.

McDonald's

IGA Tasmania

Department of Sport and Recreation

Zone3 Laser Games

RACV

Medalmania

ONLINE REGISTRATIONS – STG Sport (formerly IMG)

The percentage of members who opt to use online registrations has continued to grow. This coming season will see it compulsory for members to register online. No family will be disadvantaged due to merchant fees; these being picked up by the State Association.

This initiative will heavily decrease the workload on Centre registrars and treasurers.

A new platform is being rolled out by STG Sports this year which will be more user friendly and allow Centres to readily run reports without the need to create form fields.



JETSTAR LITTLE ATHLETICS AUSTRALIA (LAA)

Following a Governance review, this year saw two independent directors appointed to the Board of Management – Melanie Woodward and Simone Pearce.

Melanie is a certified practicing accountant, governance and risk management specialist, business owner, qualified company director and a non-executive director of Pony Club Australia.

Simone Pearce has been a partner in a law firm and is currently lecturing in sports law at the University of the Sunshine Coast while completing further higher degree research in relation to children with disabilities accessing sport.

A motion to the October Conference may see further Governance changes if passed. This will, in effect, see a Board of five independents and three elected members. No State President will be a member under the new Governance structure.

AREAS OF INVOLVEMENT

The role of President is wide and varied, and allows me to be involved in so many areas of our sport – Some of these include sponsorship negotiations, liaison with our stakeholders and Centres, attendance at community forums and sporting expo's; organising the exciting International Children's Games, grant submissions, staff supervision.

Whilst some of these roles are outside the scope of the President's role, I believe all board members, if able, should be as hands on as possible in areas of our sport. All of these keep me in touch with the many functions of our Association, something which I believe is important when liaising with stakeholders.

LATAS BOARD OF MANAGEMENT / STAFF

The 2016 Annual General Meeting saw three changes to our Board of Management as we welcomed Ferdie Kroon to the position of Technical Director, Brett Gillow in the role of Development Director, and Belinda McEwan in the role of Education Director.

These three have brought new initiatives and fresh outlooks to board meetings, and coupled with our Finance Director Garry House, and Competition Director Brett Johnstone, the strategic management of Little Athletics is in excellent hands and I thank them for the dedication and commitment.

I would like to thank our Administration Officer, Tracy Canhan, and Development Officer Simon Bennett for their contribution in the past 12 months.

As the President of this great Association I am truly proud of how we work together for the betterment of the sport and to make Little Athletics so much fun for our most important assets – our athletes and their families.

On behalf of the Board and Staff, I wish you all success for the upcoming season.



Finance Director's Report

Garry House

The preparation of the Financial Budget as in previous years set the bench mark for our financial performance.

Although our audited accounts show that we have had a solid financial performance, it has to be remembered that we have significant cash flow (outwards) prior to the commencement of the next Season.

It should also be remembered that our audited accounts are shown excluding GST and are based on an accrual method of accounting, whereas we operate under a cash basis in our normal operations.

Outstanding State Team Expenses, LAA Conference, State Conference, Board Conference, Registration Materials, LAA Insurance, Office Expenses, have to be paid before October.

I have also attached a schedule showing our Cash Performance against Budget.

Income was over Budget by \$47000, of which \$36000 came from the Government grant and membership \$10000

Expenses were under Budget by \$16000.

INSURANCE

Equipment

The LAA policy continued during the year, and once again the premium cost was covered by the TLAA and not passed onto the Centres.

This premium covers Centre Equipment up to \$75000 and any additional cover is at the Centre's cost.

I ask that all Centres continually review your amount of Cover, and continue to minimise your exposure by ensuring that all equipment is securely stored and valuable items such as PA systems, timing machines etc are stored at private residences in the off season.

Please note that it is a requirement of our Insurers that Centres supply the Association with a full list of Assets each year, complete with cost of replacement.

Personal Injury

As last year, I once again remind Centres of the procedure in relation to Injuries at Centre Competition.

- For minor injuries at a Centre (e.g first aid) should be recorded in the Centre First Aid Register.
- For injuries that Centres feel that it may lead to an Insurance Claim (e.g breakage) Form TLAA18 is to be completed and forwarded to me. This form is then used as evidence that an injury occurred, in the event that a formal claim may be made on our Insurers at a later date.
- If a Parent wishes to lodge a claim, then the Sports Personal Accident Form (which can be obtained from the LAA Website) is to be completed and signed by the Parent, signed by the Centre, and then forwarded to me for endorsement, and then will be forwarded to our Insurer.



Summary

A reasonably good year financially for the TLAA, but as stated earlier in this report, we still have a significant amount of outstanding expenses since the balance date of the 31st March.

Registration fees together with other charges for next season will, as usual, be reviewed at Board Conference.

As part of my duties as a Board Member this year, I have also been involved in the Coaching Camp as Convenor and a member of the State Team Selection Panel, City of Hobart representative to the ICG's in Taiwan plus a Delegate to the LAA ½ yearly Conference and the 2017 Conference and ALAC's in Sydney...

I wish to sincerely thank Centres, my fellow Board Members, the Office, and my wife Anne for the support given to me during the Season.

Finally, I thank you all for allowing me the opportunity to serve our great organisation.

Garry House

Finance Director MNIA AFA





BUDGET COMPARISON 2016/17

CASH BASIS includes GST

INCOME	BUDGET	ACTUAL
	\$	\$
Sponsorship/Donations	35200	34600
Mc Donalds Centre Equip Grants	3500	3500
Mc Donalds Prize trip	4414	9414
Affiliations	1500	1716
Championships/Spec Meetings	28300	30457
Education/Development	23040	23790
Bank Interest	1000	1348
ALAC Team	41000	43741
Membership	149600	159125
ALA Laps	5000	0
Jetstar - Publicity	0	1501
Jetstar	27500	22000
Sundries	2500	2107
State Conference	10300	9615
Sport & Rec	0	38500
Dubbo Trip	1800	1800
International Childrens Games	38800	41002
LAA Development Officer	27500	24200
U15 Camp	2250	0
Ronald McDonald House	0	1817
Total Income	403204	450233





EXPENSES

Administration	21000	23043
Conferences	10000	9125
Executive	62000	56366
Photo copier	4000	2435
Insurance	13000	13685
Championships/Spec Meetings	22000	22854
Education/Development	33000	32004
Publicity/Public Relations	8500	9406
Membership	26000	29217
ALAC Team	32000	31932
Technical Requirements	7000	11247
State Conference	16000	22060
Capital	3000	0
Sundry	2500	2967
Mc Donalds Prize Trip	5500	2700
Dubbo Trip	0	1148
Centre Equip Grants	3500	1500
State Conf Delegate Rebate	1400	1400
U15 Camp	2250	0
International Childrens Games	73000	76551
AT /LAT Grant	4850	0
LAA Development Officer	48000	46838
Employee / Office costs	70000	56040
IGA Awards	600	600
Total Expenses	469100	453118
GST Payable	36655	34630
GST Claimable	20754	25825
Surplus/(Deficit)	-15901	-8805
Overall Surplus/(Deficit)	-81797	-11690



LORKIN
DEPERO
HARRIS

CHARTERED ACCOUNTANTS

Financial Reports

Auditor's Report to Members

Statement by Members of the Committee

List of Office Bearers

Financial Accounts

Tasmanian Little Athletics Association Inc

31 March 2017

31 DAVEY STREET HOBART
GPO BOX 1178 HOBART TASMANIA 7001
TELEPHONE: (03) 6224 4844
FACSIMILE: (03) 6223 7212
EMAIL: mail@ldh.com.au
WEBSITE: www.ldh.com.au



INDEPENDENT AUDITOR'S REPORT TO THE MEMBERS OF TASMANIAN LITTLE ATHLETICS ASSOCIATION INC. A.B.N.18 754 156 567

Report on the Financial Report

We have audited the accompanying financial report, being a special purpose financial report, of TASMANIAN LITTLE ATHLETICS ASSOCIATION INC. (the association), which comprises the balance sheet as at 31 March 2017, and the income and expenditure statement for the year then ended, notes comprising a summary of significant accounting policies and other explanatory information, and the statement by members of the committee.

Committee's Responsibility for the Financial Report

The committee of the association is responsible for the preparation of the financial report that gives a true and fair view in accordance with Australian Accounting Standards (including the Australian Accounting Interpretations) and the Associations Incorporation Act 1964 and for such internal control as the committee determines is necessary to enable the preparation of the financial report that gives a true and fair view and is free from material misstatement, whether due to fraud or error.

Auditors' Responsibility

Our responsibility is to express an opinion on the financial report based on our audit. We conducted our audit in accordance with Australian Auditing Standards. Those standards require that we comply with relevant ethical requirements relating to audit engagements and plan and perform the audit to obtain reasonable assurance about whether the financial report is free from material misstatement.

An audit involves performing procedures to obtain audit evidence about the amounts and disclosures in the financial report. The procedures selected depend on the auditors' judgment, including the assessment of the risks of material misstatement of the financial report, whether due to fraud or error. In making those risk assessments, the auditors consider internal control relevant to the entity's preparation of the financial report that gives a true and fair view in order to design audit procedures that are appropriate in the circumstances, but not for the purpose of expressing an opinion on the effectiveness of the entity's internal control. An audit also includes evaluating the appropriateness of accounting policies used and the reasonableness of accounting estimates made by the committee, as well as evaluating the overall presentation of the financial report.

We believe that the audit evidence we have obtained is sufficient and appropriate to provide a basis for our audit opinion.



**INDEPENDENT AUDITOR'S REPORT
TO THE MEMBERS OF TASMANIAN LITTLE ATHLETICS ASSOCIATION INC.
A.B.N.18 754 156 567**

Auditors' Opinion

In our opinion:


The financial report of TASMANIAN LITTLE ATHLETICS ASSOCIATION INC. is in accordance with the Associations Incorporation Act 1964 including:

- (i) giving a true and fair view of the Association's financial position as at 31 March 2017 and of their performance and cash flows for the year ended on that date; and
- (ii) complying with the Australian Accounting Standards.

The financial report also complies with International Financial Reporting Standards as disclosed in Note 1.

Name of Firm: Lorkin Delpero Harris
Chartered Accountants

Name of Partner:


Paul Evans

Address: 31 Davey Street HOBART TAS 7000

Dated this 5th day of May, 2017



TASMANIAN LITTLE ATHLETICS ASSOCIATION INC.
A.B.N.18 754 156 567

STATEMENT BY MEMBERS OF THE COMMITTEE

The committee has determined that the association is not a reporting entity and that this special purpose financial report should be prepared in accordance with the accounting policies outlined in Note 2 to the financial statements.

In the opinion of the committee the financial report as set out on pages 1 to 8:

1. Presents a true and fair view of the financial position of TASMANIAN LITTLE ATHLETICS ASSOCIATION INC. as at 31 March 2017 and its performance for the year ended on that date.
2. At the date of this statement, there are reasonable grounds to believe that TASMANIAN LITTLE ATHLETICS ASSOCIATION INC. will be able to pay its debts as and when they fall due.

This statement is made in accordance with a resolution of the Committee and is signed for and on behalf of the Committee by:

President:

Finance
Director:

Dated this 19th day of May 2017



LIST OF OFFICE BEARERS

President	Rhonda O'Sign
Finance Director	Garry House
Competition Director	Brett Johnstone
Education Director	Belinda McKeown
Development Director	Brett Gillow
Technical Director	Ferdie Kroon

LORKIN DELPERO HARRIS
Chartered Accountants

Paul Evans
31 Davey Street
HOBART TASMANIA



Jetstar Little Athletics Tasmania



Financial Report



TASMANIAN LITTLE ATHLETICS ASSOCIATION INC.
A.B.N.18 754 156 567

PROFIT AND LOSS STATEMENT
FOR THE YEAR ENDED 31 MARCH 2017

	Note	2017 \$	2016 \$
INCOME			
Interest Received	2	7,806	8,825
Sponsorship Income	3	97,047	118,707
Sundry Income	4	1,942	-
		<u>106,795</u>	<u>127,532</u>
OTHER INCOME			
Affiliations		1,560	1,310
Championships	5	28,568	27,041
Education and Development	6	25,823	40,793
Registrations		148,118	142,323
Teams - ALAC	7	79,445	70,315
Conferences		8,741	9,374
		<u>292,255</u>	<u>291,156</u>
		<u>399,050</u>	<u>418,688</u>
EXPENSES			
ALA Affiliation Costs		20,948	15,593
Advertising and Media		10,309	15,054
Audit & Filing Fees		1,803	1,704
Bank Charges		68	72
Championships	8	21,768	18,214
Conferences & Meetings	9	26,592	23,694
Depreciation		3,154	4,079
Education & Development	10	26,042	37,997
Insurance		12,441	10,164
Memberships	11	26,561	25,160
Postage & Telephone		9,127	8,881
Printing & Stationery		5,650	10,950
Rent		10,034	16,723
Technical Requirements	12	10,224	5,774
Teams – ALAC / IGA	13	105,582	41,308
Salaries & On Costs	14	72,224	63,385
Sundry Expenses	15	2,735	758
Travel and Accommodation		40,804	40,511
		<u>406,066</u>	<u>340,021</u>
(Loss) Profit		<u>(7,016)</u>	<u>78,667</u>

The accompanying notes form part of these financial statements.



TASMANIAN LITTLE ATHLETICS ASSOCIATION INC.
A.B.N.18 754 156 567

INCOME STATEMENT
FOR THE YEAR ENDED 31 MARCH 2017

	Note	2017 \$	2016 \$
(Loss) Profit for the year		(7,016)	78,667
Retained earnings at the beginning of the financial year		631,289	552,622
Retained earnings at the end of the financial year		624,273	631,289

The accompanying notes form part of these financial statements.



TASMANIAN LITTLE ATHLETICS ASSOCIATION INC.
A.B.N.18 754 156 567

BALANCE SHEET
FOR THE YEAR ENDED 31 MARCH 2017

	Note	2017 \$	2016 \$
ASSETS			
CURRENT ASSETS			
Cash and cash equivalents		320,090	333,921
Trade and other receivables		45,474	44,760
Financial assets		244,738	238,280
Stock on Hand		4,097	1,300
TOTAL CURRENT ASSETS		<u>614,399</u>	<u>618,261</u>
NON-CURRENT ASSETS			
Property, plant and equipment		9,874	13,028
TOTAL NON-CURRENT ASSETS		<u>9,874</u>	<u>13,028</u>
TOTAL ASSETS		<u>624,273</u>	<u>631,289</u>
LIABILITIES			
CURRENT LIABILITIES			
TOTAL CURRENT LIABILITIES		<u>-</u>	<u>-</u>
TOTAL LIABILITIES		<u>-</u>	<u>-</u>
NET ASSETS		<u>624,273</u>	<u>631,289</u>
MEMBERS' FUNDS			
Retained earnings		624,273	631,289
TOTAL MEMBERS' FUNDS		<u>624,273</u>	<u>631,289</u>

The accompanying notes form part of these financial statements.



TASMANIAN LITTLE ATHLETICS ASSOCIATION INC.
A.B.N.18 754 156 567

**NOTES TO THE FINANCIAL STATEMENTS
FOR THE YEAR ENDED 31 MARCH 2017**

	2017 \$	2016 \$
1 Statement of Significant Accounting Policies		
This financial report is a special purpose financial report prepared for use by the director and members of the company. The director has determined that the company is not a reporting entity.		
The financial report is prepared on an accruals basis and is based on historic costs and does not take into account changing money values or, except where specifically stated, current valuations of non-current assets.		
2 Interest Received		
Commonwealth Bank	1,348	1,213
CBA Term Deposit	6,458	7,612
	<u>7,806</u>	<u>8,825</u>
3 Sponsorship Income		
McDonalds	24,682	19,682
State Government	35,000	33,000
Jaymac	1,000	-
Robbies Confectionery	-	1,000
IGA	6,000	6,000
Carbine Club	-	2,000
Medalmania	-	1,000
Zone 3	3,000	3,000
RACT	6,000	6,000
Jetstar (inc Jetstar Round)	18,182	25,318
ALA	3,183	21,707
	<u>97,047</u>	<u>118,707</u>
4 Sundry Income		
Miscellaneous	1,942	-
	<u>1,942</u>	<u>-</u>
5 Championships		
Individual & Relay Entries	28,568	27,041
	<u>28,568</u>	<u>27,041</u>
6 Education and Development		
Camp Fees - Under 12 & 13	21,009	22,836
Jump Start / LAPS	4,084	8,909
ITC Courses	618	225
Camp Fees - Under 15	-	8,545
Fast Track / Development Trips	112	278
	<u>25,823</u>	<u>40,793</u>



TASMANIAN LITTLE ATHLETICS ASSOCIATION INC.
A.B.N.18 754 156 567

NOTES TO THE FINANCIAL STATEMENTS
FOR THE YEAR ENDED 31 MARCH 2017

	2017 \$	2016 \$
7 Teams - ALAC		
ALAC Current	43,856	39,555
ALAC Previous	3,387	1,780
ICG Competition	32,202	28,980
	<u>79,445</u>	<u>70,315</u>
8 Championships		
Medals & Ribbons	12,423	12,092
Venue	9,345	6,122
	<u>21,768</u>	<u>18,214</u>
9 Conferences & Meetings		
State	18,296	16,561
National (ALA)	8,296	7,133
	<u>26,592</u>	<u>23,694</u>
10 Education & Development		
Camps & Coaching	27,512	36,907
Movement in Stock	(2,798)	601
Development	1,328	489
	<u>26,042</u>	<u>37,997</u>
11 Memberships		
Kits	17,155	16,361
Merit Awards	9,406	8,799
	<u>26,561</u>	<u>25,160</u>
12 Technical Requirements		
Equipment	7,135	4,050
Vehicle Expenses	3,089	1,724
	<u>10,224</u>	<u>5,774</u>
13 Teams - ALAC		
Current	12,105	24,292
Previous	16,925	17,016
ICG Competition	76,552	-
	<u>105,582</u>	<u>41,308</u>
14 Salaries & On Costs		
Staff	94,224	88,385
Subsidies	(22,000)	(25,000)
	<u>72,224</u>	<u>63,385</u>
15 Sundry Expenses		
Miscellaneous	2,735	758
	<u>2,735</u>	<u>758</u>



Competition Director's Report *Brett Johnstone*

Other Tasks for 2016/17:

Other than the competitions themselves, other things that I was involved with in 2016/17 include:

- **Pre Season Clinics:** I attended the 3 clinics in Penguin, Launceston and Hobart, assisting with Admin and Coaching.
- **Flinders Island:** I visited Flinders Island with Simon Bennett and Elizabeth Johnstone to assist them with preparing for the upcoming season. We helped mark out their track, met with their committee to help plan the season, answer questions that they had and ran a Field Officials Course.
- **Camp:** Attended Camp again as a Coach and Admin Support.
- **Officials Courses:** I ran Officials Courses for Claremont and Flinders Island.
- **ALACs:** Attended ALACS in Sydney as a Coach (see separate report).
- **Cross Country:** I assisted with our annual Cross Country Championships by marking the course and running the start/finish line. Well done to both the Northern and Southern volunteers for their seasons. Thank you to the work the Simon has put in from the office and to those that helped on the day at the Championships.
- **SLAM/IMG/Timing Solutions:** I co-ordinated a "pre-season" workshop for these IT systems which was attended by 13 Centres. A similar workshop is planned prior to the start of the upcoming season. Specific IMG training is planned for Saturday 5th August (South) and Sunday 6th August (North).
- **ICG:** Attended the International Children's Games in Taiwan as Head of Delegation for the Hobart City Team. Was a great experience for the athletes (and officials). Congratulations to the 3 Tasmanian medal winners – Jagga Pybus (Hobart – Gold in Long Jump), Torin Jones (Hobart – Silver in 1500m) and Arabella Phillips (Launceston – Bronze in 400m). A massive thank you to the other Hobart officials – Sam Morey, Simone Fitzgerald and Garry House. Also special mention must be made to Rhonda and all of the parents involved with the various fundraising events that were organised to keep the costs down for the trip. Lastly, congratulations to the athletes and thank you for being a great bunch to take away.
- **Athletics Tasmania:** I feel it is important that we continue to try to work more closely with Athletics Tasmania as we obviously share a number of athletes (and officials). To that end I recently attended an Athletics Tasmania Forum to discuss their Strategic Plan. I have also joined a working group that is discussing Registration Fees for 2018/19 onwards (including Dual Registration and "One Club" registration). Lastly, I have also met with my Athletics South counterpart, Jarrod Gibson, to discuss competition calendars for the upcoming season with a view to trying to avoid as many clashes as possible for athletes that are dual registered.
- **AWD:** We again successfully ran AWD events at our State Championships and it was very pleasing to have these athletes involved. I believe there is a possibility that AWD events may be offered at ALACs sometime in the near future which would be a great addition to that event.



- **Allocation of Officials at State Meets and Mentoring:** Chief Officials and Track/Admin Positions were filled via nominations from Centres and Field Crews were allocated “pro rata” based on the number of entries from Centres (with allowance made for the number of Chief/Track/Admin Officials from each Centre). Where possible Centres were allocated specific sites to ensure that they only ever had one crew on duty at a time. Mentoring was again offered at Centre Challenges and All State Meetings.
- **SLAM:** SLAM was again used as our Primary method for recording and reporting results. A massive thank you must be extended to Peter McConnon who has designed this system, modified it to meet our requirements and provided ongoing support for a number of years at no cost to the athletes. I have recently met with a few people to discuss our IT requirements going forward and hope to have a recommendation to the Board in the near future. We also plan to have an updated “SLAM Manual” available for Centres prior to the start of the upcoming season.

Final Words:

The 2016/17 was both a challenging and rewarding year. The positives far outweigh the negatives (otherwise I wouldn't do this position!). Seeing the joy that the children get and the friendships they make justifies the hours put in.

I've already expressed thanks to my ICG (above) and ALAC (via my ALAC report) colleagues. I'd also like to sincerely thank my fellow Board Members Rhonda, Garry, Brett G, Ferdie and Belinda for everything they have done. We don't always agree on everything but we do head in the same direction once a decision is made (which to me is a sign of a healthy Board). Also massive thanks to the LATas staff Tracy and Simon – they both do far more than required and they both have a great passion for the sport. A massive thank you to everyone from the Centres that assisted in making all of our State Meets happen, particularly those SLAM operators and Special Events Co-ordinators that I constantly hassled for results/officials/equipment. Hope to see you all again in 2017/18!





Northern Centre Challenge REPORT - 5th November 2016 – St Leonards Athletics Centre

Competitors by Age Group – 2016 only

	U6	U7	U8	U9	U10	U11	U12	U13	U14	U15	TOTAL
BOYS	13	18	27	24	30	28	19	17	13	8	197
GIRLS	13	17	22	19	30	24	17	26	14	8	190
TOTAL	26	35	49	43	60	52	36	43	27	16	387

Competitors by Centre – Last 3 Years

Centre	16/17(L)	15/16(B)	14/15(L)
Burnie	42	87	15
Circular Head	0	32	0
Deloraine	14	31	46
Devonport	36	55	22
Flinders Island	0	n/a	n/a
Launceston	26	32	33
Longford	33	8	45
North East	35	13	26
North Launceston White City	33	12	23
South Launceston	147	75	97
St Helens	21	0	0
TOTAL	387	351	307

Pre Entries Received vs Actual Competitors – 2016 only

Centre	Pre Event Entries Received	Competitors
Burnie	54	42
Circular Head	0	0
Deloraine	16	14
Devonport	34	36
Flinders Island	0	0
Launceston	25	26
Longford	36	33
North East	39	35
North Launceston White City	33	33
South Launceston	156	147
St Helens	21	21
TOTAL	414	387

Final Points Scores:

Rank	Centre	Points
1	Deloraine	3723.7
2	North Launceston White City	3719.3
3	Launceston	3714.4
4	Devonport	3707.7
5	Longford Districts	3669.8
6	St Helens	3647.9
7	South Launceston	3468.0
8	North East	3466.2
9	Burnie	3377.4



Southern Centre Challenge REPORT - 5th November 2016 – Domain

Competitors by Age Group – 2016 only

	U6	U7	U8	U9	U10	U11	U12	U13	U14	U15	TOTAL
BOYS	10	22	5	23	31	32	22	16	13	5	179
GIRLS	6	22	24	25	22	24	26	15	12	11	187
TOTAL	16	44	29	48	53	56	48	31	25	16	366

Competitors by Centre – Last 3 Years

Centre	16/17(H)	15/16(H)	14/15(H)
Bruny Island	0	0	0
Claremont	33	21	13
Clarence	89	103	72
East Derwent	40	54	67
Glamorgan/Spring Bay	2	2	0
Hobart Districts	46	46	47
Huon Valley	37	34	14
Kingborough	66	46	58
Peninsula	0	0	9
Queenborough	25	26	34
South East Districts	28	22	11
TOTAL	366	354	325

Pre Entries Received vs Actual Competitors – 2016 only

Centre	Pre Event Entries Received	Competitors
Bruny Island	0	0
Claremont	34	33
Clarence	96	89
East Derwent	34	40
Glamorgan/Spring Bay	2	2
Hobart Districts	55	46
Huon Valley	32	37
Kingborough	72	66
Peninsula	0	0
Queenborough	26	25
South East Districts	29	28
TOTAL	380	366

Final Points Scores:

Rank	Centre	Points
1	South East Districts	3728.5
2	East Derwent	3665.9
3	Queenborough	3615.6
4	Kingborough	3614.4
5	Huon Valley	3579.3
6	Hobart Districts	3559.9
7	Claremont	3510.9
8	Clarence	3509.7
9	Glamorgan/Spring Bay	1487.5



Southern All State REPORT - 20th November 2016 – Domain Athletics Centre

Competitors by Age Group – 2016 only

	U6	U7	U8	U9	U10	U11	U12	U13	U14	U15	TOTAL
BOYS	16	19	16	23	30	32	19	13	15	4	187
GIRLS	7	22	19	24	21	29	24	21	16	14	197
TOTAL	23	41	35	47	51	61	43	34	31	18	384

Competitors by Centre – Last 3 Years

Centre	16/17(H)	15/16(H)	14/15(H)
Bruny Island	0	4	0
Burnie	6	5	5
Circular Head	1	0	0
Claremont	23	19	10
Clarence	60	97	73
Deloraine	2	9	2
Devonport	2	5	1
East Derwent	43	53	64
Flinders Island	0	n/a	n/a
Glamorgan/Spring Bay	4	8	0
Hobart Districts	40	52	47
Huon Valley	30	33	16
Kingborough	66	57	60
Launceston	5	10	15
Longford Districts	3	5	3
North East	0	0	1
North Launceston White City	9	10	3
Peninsula	0	0	8
Queenborough	23	21	24
South East Districts	22	24	25
South Launceston	43	60	40
St Helens	2	0	0
TOTAL	384	472	397





Pre Entries Received vs Actual Competitors – 2016 only

Centre	Pre Event Entries Received	Competitors
Bruny Island	0	0
Burnie	6	6
Circular Head	1	1
Claremont	36	23
Clarence	70	60
Deloraine	2	2
Devonport	2	2
East Derwent	46	43
Flinders Island	0	0
Glamorgan/Spring Bay	6	4
Hobart Districts	45	40
Huon Valley	39	30
Kingborough	74	66
Launceston	5	5
Longford Districts	3	3
North East	0	0
North Launceston White City	12	9
Peninsula	0	0
Queenborough	25	23
South East Districts	26	22
South Launceston	44	43
St Helens	3	2
TOTAL	445	384





Northern All State REPORT - 10th December 2016 – St Leonards Athletics Centre

Competitors by Age Group – 2016 only

	U6	U7	U8	U9	U10	U11	U12	U13	U14	U15	TOTAL
BOYS	12	19	17	30	30	40	31	27	19	10	235
GIRLS	13	24	25	27	34	30	29	27	19	16	244
TOTAL	25	43	42	57	64	70	60	54	38	26	479

Competitors by Centre – Last 3 Years

Centre	16/17(L)	15/16(L)	14/15(L)
Bruny Island	0	0	0
Burnie	20	22	19
Circular Head	5	4	0
Claremont	6	0	0
Clarence	17	20	26
Deloraine	26	35	52
Devonport	17	18	18
East Derwent	17	18	38
Flinders Island	0	n/a	n/a
Glamorgan/Spring Bay	10	0	0
Hobart Districts	16	16	30
Huon Valley	14	14	5
Kingborough	20	16	19
Launceston	23	38	29
Longford Districts	36	39	34
North East	23	30	28
North Launceston White City	45	55	29
Peninsula	0	0	0
Queenborough	7	1	2
South East Districts	1	3	1
South Launceston	152	132	103
St Helens	24	6	3
TOTAL	479	467	436





Pre Entries Received vs Actual Competitors – 2016 only

Centre	Pre Event Entries Received	Competitors
Bruny Island	0	0
Burnie	22	20
Circular Head	5	5
Claremont	6	6
Clarence	20	17
Deloraine	29	26
Devonport	21	17
East Derwent	28	17
Flinders Island	0	0
Glamorgan/Spring Bay	9	10
Hobart Districts	15	16
Huon Valley	14	14
Kingborough	21	20
Launceston	20	23
Longford Districts	40	36
North East	33	23
North Launceston White City	49	45
Peninsula	0	0
Queenborough	9	7
South East Districts	1	1
South Launceston	164	152
St Helens	27	24
TOTAL	533	479





State Multi Event & Race Walk Championships REPORT - 4th February 2017 – St Leonards Athletics Centre

Entry Numbers by Age Group – Last 3 Years

Age Group	16/17(L)		15/16(H)		14/15(L)	
	Multi Entries	Walk Entries	Multi Entries	Walk Entries	Multi Entries	Walk Entries
U9 Girls	22	10	25	13	23	9
U10 Girls	25	8	25	7	24	7
U11 Girls	29	11	27	6	26	7
U12 Girls	17	5	19	6	25	4
U13 Girls	19	3	22	5	26	8
U14 Girls	16	3	16	6	12	4
U15 Girls	11	3	8	3	8	2
U9 Boys	20	8	32	7	25	6
U10 Boys	28	6	34	12	21	7
U11 Boys	31	10	27	8	19	5
U12 Boys	24	5	18	4	24	6
U13 Boys	12	2	19	1	22	8
U14 Boys	13	1	11	1	12	3
U15 Boys	15	3	14	2	14	1
TOTAL	282	78	297	81	281	77

Entries By Centre – Last 3 Years:

Centre	16/17(L)		15/16(H)		14/15(L)	
	Multis	Walks	Multis	Walks	Multis	Walks
Bruny Island	0	0	0	0	0	0
Burnie	29	3	17	1	23	1
Circular Head	3	0	0	0	5	0
Claremont	4	2	8	0	0	0
Clarence	17	6	28	12	21	5
Deloraine	14	2	12	4	9	0
Devonport	7	1	3	0	5	0
East Derwent	9	7	25	13	24	12
Flinders Island	0	0	n/a	n/a	n/a	n/a
Glamorgan/Spring Bay	0	0	0	0	0	0
Hobart Districts	24	4	32	6	24	6
Huon Valley	8	1	14	3	8	1
Kingborough	20	4	42	2	29	6
Launceston	11	5	17	8	24	10
Longford Districts	22	4	3	0	7	6
North East	4	0	0	0	14	0
North Launceston White City	13	2	10	3	13	1
Peninsula	0	0	0	0	0	0
Queenborough	6	3	26	4	6	1
South East Districts	4	3	6	0	1	
South Launceston	83	29	53	25	68	28
St Helens	4	2	1	0	0	0
TOTAL	282	78	297	81	281	77



State Relay Championships REPORT - 18th February 2017 – Dial Athletics Complex (Penguin)

Entries Per Centre – Last 3 Years

Centre	16/17(B)				15/16(H)				14/15(L)			
	4 x 100m	4 x 200m	Swedish	TOTAL	4 x 100m	4 x 200m	Swedish	TOTAL	4 x 100m	4 x 200m	Swedish	TOTAL
Bruny Island	0	0	0	0	0	0	0	0	0	0	0	0
Burnie	93	63	63	219	29	29	29	87	40	32	32	104
Circular Head	0	0	0	0	0	0	0	0	0	0	0	0
Claremont	0	0	0	0	15	10	10	35	0	0	0	0
Clarence	28	28	28	84	127	90	90	307	60	45	45	150
Deloraine	9	9	9	27	10	9	9	28	59	26	24	109
Devonport	24	12	12	48	0	0	0	0	0	0	0	0
East Derwent	1	1	1	3	50	34	34	118	38	29	9	76
Flinders Island	0	0	0	0	n/a	n/a	n/a	n/a	n/a	n/a	n/a	n/a
Glamorgan/Spring Bay	0	0	0	0	0	0	0	0	0	0	0	0
Hobart Districts	9	9	9	27	72	52	52	176	31	22	22	75
Huon Valley	3	2	2	7	42	21	9	72	0	0	0	0
Kingborough	10	9	9	28	58	54	54	166	31	30	30	91
Launceston	10	7	7	24	6	6	6	18	79	50	50	179
Longford Districts	43	35	35	113	0	0	0	0	24	19	16	59
North East	0	0	0	0	0	0	0	0	0	0	0	0
Nth Launceston White City	29	24	24	77	0	0	0	0	24	19	16	59
Peninsula	0	0	0	0	0	0	0	0	0	0	0	0
Queenborough	9	9	9	27	38	30	30	98	4	4	4	12
South East Districts	4	3	3	10	16	8	8	32	0	0	0	0
South Launceston	122	86	86	294	109	88	88	285	121	79	79	279
St Helens	0	0	0	0	0	0	0	0	0	0	0	0
<u>TOTAL</u>	<u>394</u>	<u>297</u>	<u>297</u>	<u>988</u>	<u>572</u>	<u>431</u>	<u>419</u>	<u>1422</u>	<u>525</u>	<u>364</u>	<u>341</u>	<u>1230</u>

BE YOUR BEST[®]



Team Entries by Age Group – Last 3 Years (in format “2017-2016-2015”):

	4 x 100m	4 x 200m	Swedish	Long Jump
U6 Boys	2-4-4	-	-	10-21-17
U6 Girls	2-3-5	-	-	11-22-26
U7 Boys	6-6-7	-	-	23-22-29
U7 Girls	3-9-5	-	-	11-35-19
U8 Boys	4-5-11	-	-	17-23-45
U8 Girls	7-6-7	-	-	28-19-28
U9 Boys	7-11-7	7-11-6	7-10-6	-
U9 Girls	5-10-7	5-10-7	5-9-7	-
U10 Boys	6-10-11	6-10-11	6-10-10	-
U10 Girls	7-10-8	7-10-8	7-10-7	-
U11 Boys	9-8-8	9-8-8	9-8-7	-
U11 Girls	4-12-6	4-12-6	4-12-5	-
U12 Boys	6-5-7	6-5-7	6-4-7	-
U12 Girls	8-7-9	8-7-9	8-7-8	-
U13 Boys	4-7-6	4-7-6	4-7-5	-
U13 Girls	6-6-6	6-6-6	6-6-6	-
U14 Boys	4-3-3	4-3-3	4-3-3	-
U14 Girls	4-6-3	4-6-3	4-6-3	-
U15 Boys	2-3-3	2-3-3	2-3-3	-
U15 Girls	4-5-6	4-5-6	4-5-5	-
TOTALS	100-136-129	76-103-89	76-100-82	100-142-164





State Individual Championships REPORT - 11th/12th March 2017 – Domain Athletics Centre

Competitors by Age Group – 2017 only:

	U8	U9	U10	U11	U12	U13	U14	U15	TOTAL
BOYS	20	32	45	47	33	26	28	20	251
GIRLS	28	36	39	34	27	29	23	21	217
TOTAL	48	68	84	81	60	55	51	41	488

Entries by Centre – Last 3 Years (Actual Competitors for 16/17 in brackets):

Centre	16/17(H)	15/16(L)	14/15(H)
Bruny Island	0 (0)	0	0
Burnie	45 (42)	38	34
Circular Head	6 (6)	12	7
Claremont	12 (7)	6	4
Clarence	90 (86)	50	55
Deloraine	12 (10)	13	7
Devonport	11 (8)	11	9
East Derwent	24 (21)	31	27
Flinders Island	0 (0)	n/a	n/a
Glamorgan/Spring Bay	4 (4)	3	0
Hobart Districts	38 (37)	34	41
Huon Valley	24 (24)	15	11
Kingborough	48 (44)	35	44
Launceston	11 (10)	28	18
Longford Districts	29 (29)	26	24
North East	8 (8)	14	5
North Launceston White City	19 (16)	26	11
Peninsula	0 (0)	0	3
Queenborough	25 (23)	22	36
South East Districts	11 (10)	3	7
South Launceston	98 (96)	122	76
St Helens	11 (7)	4	2
TOTAL	526 (488)	493	421

AWD Competitors – By Year:

2017	2016
8	8



Technical Director's Report *Ferdie Kroon*

This is the first of my reports as Technical Director and, up front, I would like to thank the LATas community and specifically my fellow Board members as well as the staff for their support during this 'L' Plate period! In fact I have certainly spent a large period of time learning my role as well as attempting to understand how various Centres and even Affiliated Associations operate.

One of the tasks that the Board asked me to do was utilise my risk and compliance expertise to review how we operated safely inclusive of rewriting our Safety Manual as well as developing and implementing a risk procedure and a register. My aim was to simplify these procedures as best possible because this would encourage usage by Centre personnel. Hopefully this has been achieved with the register and its risk control measures now being widely utilised by Centres.

During the past year I attended the National Technical Committee (NTC) on two occasions, the first as an Observer and the second as a Committee Member. What was an eye opener for me was how far some States with their integration efforts with senior Athletic bodies progressed. Whilst this will be good for some of our little athletes especially if there is seamless transition between the two competitions, we still need to retain our own identity and ensure that we cater for all of our community. To this end, both Roger Hosie and I fought hard for ensuring that there is the correct balance between participation and competition. In the face of some negativity, we gained support from our NTC colleagues for competition to continue at the Under 6 and Under 7 levels. We have also held the line on allowing our Under 8s to compete at a State Championship Level. Notwithstanding we need to continue to ensure that there is adequate focus on skills development for our younger age groups.

Two arguably exciting initiatives that the NTC is currently considering are including additional relay and maybe some para events into our flagship ALAC program. Finally the NTC is working on developing a National Official's Guideline Manual with one of the suggestions being to utilise some sort of social media for distribution and ease of use/application. Related to this is our continual focus on updating our Standard Rules in response to both IAAF amendments as well as LAA changes.

Unfortunately, due to still having one daughter participating, I was unable to visit too many Centres in my first year. I will change this in my second year and I strongly encourage Centres to contact me to arrange visits. It may be that you want some advice implementing risk control measures or you would like me to mentor some of your officials. Obviously I welcome any questions of a technical nature and it would be wise for all Centres to work hard on their funding applications in an effort to secure new equipment. Remember that, from the 2019/2020 season, scissor mats at all competition levels will be between '150mm and 300mm with minimum dimensions of 5m x 3m'. This will be a costly purchase for most Centres therefore, if you haven't already, start your planning as soon as possible. With respect to this change, we need to accept how it will encourage correct technique. I remind Centres to utilise our preferred supplier, Nordic Sport, for their equipment purchases. Thank you to the volunteers at St Helens, North Launceston White City and North East Districts for their support during my visits this year.

In closing, I wish to acknowledge the work of Roger Hosie who, for a six year period, ensured that Tasmania remained on the map from a technical perspective. I also want to thank South Launceston and Launceston Centres for providing me with an excellent baseline of knowledge and experience over the last 10 years.



Education Director's Report

Belinda McEwen

Congratulations to all centres for another long successful 2016/2017 season. A big thank you to the Board members, the Little Athletics Tasmania office staff, local committee members, centre officials, volunteers, family members and all other people that have donated their time to help out with the running of all our programs throughout the season. Your time and commitment is invaluable to the success of Little Athletics and one again on behalf of the Board and all athletes thank you.

I would also like to extend a special thank you to Wim Vaessen, Kay Knee, Brett Gillow, Ferdie Kroon, Brett Johnstone, Simon Bennett, Elizabeth Johnstone and Roger Hosie. Without the help of these people the education of our officials and coaching of our athletes throughout Tasmania including Flinders Island would not have occurred and I thank you for all your valuable time donated to little athletics.

Thank you to all centres that contacted LATas and promoted education within your centres. This year we had 68 individuals undertake the D grade official exams in either track/field or both. Congratulations to all these new centre level officials and we encourage you to put your learning into practice at centre level. Throughout the season we also mentored 27 individuals at state meets to become C grade officials, many of these individuals were mentored in multiple events. Once again congratulations to all the new C and D grade officials.

This year saw the implementation of the Australian Athletics Officials Education Scheme, which all of our officials will be merged into at some stage within the near future. As Education Director and in discussion with the other board members we decided to keep an in-house education system in place for new officials that did not wish to do the on-line Australian Athletics Officials Education Course and Exam for each individual event.

As Education Director I did complete all the individual courses and exams prior to the beginning of the season and relayed the information back to the rest of the board members before a decision was made. We would like to encourage volunteer officials to do the on-line Australian Athletics Officials courses but fully understand that to complete all of these is time consuming and therefore we offer the in-house education through Little Athletics Tasmania.

There have been multiple rule changes this season and due to this there was an overhaul of our exams. This is a timely reminder to ensure that all volunteer officials within centres are aware of the rule changes for the upcoming season.

COACHING CLINICS

Again this year we offered three coaching clinics throughout Tasmania before the commencement of the season, these were held at the St Leonards Athletic Centre in Launceston, Domain in Hobart and the track in Penguin. Online registrations for all three clinics prior to the days were great and both the clinics in Launceston and Penguin were well attended. Unfortunately the coaching clinic in Hobart was a wet day and numbers were lower than what was expected. I would like to thank these people for giving up their time to organise and coach these younger athletes Brett Johnstone, Simon Bennett, Roger Hosie, Geoff Gibbons, Ross Lovell, Mikayla Genge, Matthew Hosie, Emily Canham, Henri Norton, Wim Vaessen, Tim Heron, Hamish Peacock, Brandon Clark, Lydia Atrill, Elizabeth Johnstone, Bryce Roberts, Michelle Heron, Tracy Canham and Patrick Kearney.



Once again thank you to all those involved that volunteered their time and passed on their valuable knowledge to these that attended.

Coaching Courses were held throughout the season by Athletics Tasmania and to all those considering coaching we would encourage you to get along and do a coaching course. There are many coming up within the next few months for both Level 1 coaching and Level 2 coaching.

Most of you are aware that this was my first year on the Board of Directors for LATas. It has been a steep learning curve especially in the beginning. I would like to thank Rhonda, Garry, Ferdie, Brett G and Brett Johnstone for all their help, guidance and support when required. I would also like to thank Tracy and Simon for all their help from within the office.

And finally, due to personal reasons I am unable to continue on the Board of Directors this has been a difficult decision but I take this time to thank all involved in little athletics in Tasmania for their support and time that they dedicate to such a wonderful organisation.





Development Director's Report

Brett Gillow

2016/17 was my first season in the role and I would like to take this opportunity to thank all that assisted me to become familiar with the role along the way. As a former Centre President and after spending the last 12 months on the Board you certainly get a new appreciation for the volume of work that goes into making sure we can provide the best product possible each and every week for our children. Thank you to my fellow Board members for making the transition as smooth as possible, especially to Ferdie Kroon who was often the driver on our many trips to Hobart.

One Club Model

Throughout the season we worked closely with two of our Centres, along with Athletics Tasmania to trial a cradle to grave concept. Whilst I won't go into too much detail as Roger Hosie will be doing a presentation on this, the concept was the creation of community centres for athletics, catering for all athletes from age 3 onwards in a fun, non-elite environment for athletes of all ages and abilities.

This is an exciting prospect especially for our more remote Centres and provides an opportunity for children to stay involved in athletics and for families to compete together in a fun environment.

We had two Centres trial this on 2017 and we look forward to progressing this further as we continue to look to provide opportunities for our athletes and their families.

New Centre

This year we welcomed Flinders Island Little Athletics to the LATas family. Simon Bennett, Brett & Liz Johnstone went to Flinders Island in the early part of the season to assist them in setting up the Centre and also held a clinic. It was well attended and much was gained from their visit. It takes a lot to get a new Centre off the ground and congratulations should go out to Kellie Thomas and her hard working committee. We look forward to working with Flinders Island so they may continue to show strong growth into the future.

Officials Courses

This year I was able to attend numerous Centres and run officials courses for them. These were generally well attended with a special mention to Devonport Little Athletics Centre who on both occasions I visited had in excess of 20 people attend. This shows a wonderful commitment by this Centre and their parents to becoming trained up as officials so they can assist their Centre and their children as much as possible, well done.

Leading into next season we are likely to run courses to get parents prepared for the start of the season. Please keep your eye out for dates and if any Centres would like us to run an officials course for them please contact the office and we can arrange a time that suits.

BE YOUR BEST®



Centre Visits

Throughout the season I managed to attend the following Centres:

- South Launceston
- St Helens
- North East
- North Launceston/ White City

Next season I am looking to visit more so if there are any Centres that would like me to attend a specific meeting for any reason then please don't hesitate to contact me.

Kid I Am

In November we attended the inaugural Kid I Am event at the Silverdome, Launceston. Over 6000 people attended the 1 day event. This was a great success and we were able to speak with many families that were not currently involved in Little Athletics which we hope Centres will benefit from in the coming season. Thank you to Simon Bennett and Ferdie Kroon (as well as my two girls!) who attended the day and helped out on our booth.

The event is being run again in 2017 and we look forward to once being a part of this wonderful event.

Finally thank you to all the Centres and the many parents within those Centres that do a wonderful job in promoting Little Athletics. I look forward to continuing to work closely with you all.





Development Officers Report

Simon Bennett

LAPS

In the previous year we visited 6894 students with the focus being on getting in to new areas not visited in the previous 12 months.

The visits were a success with high engagement from students and although we can't accurately monitor the follow up from these students I believe we had a successful year.

Once again schools in areas that we have not seen as much of will be approached.

ITC

We had no courses during the previous season due to the unknown future of the course. Now we have a direction to move in courses will once again be held during the 2017/18.

Coaching Clinics

The September coaching clinics were a success once again with many local athletes and coaches lending a hand. We held other small group sessions during the season however will be looking to increase our reach of these sessions with new programs in season 2017/18.



BE YOUR BEST®



Coaching Camp Report

Garry House

The 2017 Coaching Camp for U12 and U13 Athletes was once again held at Camp Banksia at Port Sorell from the 8th January to the 10th January.

Unfortunately, we still do not have a sponsor for the camp this year and although fees had to increase to \$320, the actual cost of the camp was \$374 per athlete. We are aware that we must keep the cost to parents at a reasonable level and we will be continuing to seek a sponsor for the camp.

We had 72 applications but unfortunately only 71 attended camp.

Athletes participated in 4 key coaching events of their choice, together with warm-ups twice a day, sprint drills, competition events, Hurdles, 100m Handicap and the Team Challenge.

Summary of their achievements on competition day

State Championship event qualifiers 95

PB's

100m 40

Shot. 25

Disc. 18

Jav. 25

LJ. 3

70m 39

TOTAL. 150

Apart from the obvious athletic events, athletes participated in a hut competition and points were awarded (or lost) for such things as tidy huts, wearing hats in the dining room, behaviour, sports hall competition etc. The winning team received a sports voucher

Camp would not have been successful without parent and coaches participation.

I wish to thank the following people for giving up their time to assist at Camp.

Roger Hosie, Paul Mommers, Paula Brown, Brett Johnstone, Wim Vaessen, Simon Bennett, Melinda Brown, Brett Gillow, Nic Burns, Ben Essex, Louise Walker, Alison Hollingsworth, Aaron Brown, Tanya McConaghy, Kaelene Crossingham, Nindara Wheatley, Leonie Fleming, Paul Bellchambers, Craig Mellor and Tracy Canham

A special thanks to Simon Bennett for his work in allocating athletes to their coaching sessions, not an easy task

To Paula Brown who arranged collection and delivery of the line marker from the Devonport City Council, I thank you.

Thanks to Devonport Centre for the loan of their High Jump gear.

Feedback from parents and athletes was extremely positive, and as usual we will take responses into consideration for future camps.

For those parents contemplating sending their child to the 2017 Camp, please send in the forms well before the closing date. Remember we need Coaches and Parents to ensure that our camps continue. It is a great 5 days, and extremely enjoyable by all. Apart from athletes making friends, parents also have a great time. (if you require a form, they will be on the website in August.)

Centres please ensure that athletes receive the camp documentation as soon as possible, it was obvious once again that some Centres did not.

Garry House

CAMP CONVENOR 2017



Jetstar Little Athletics Tasmania



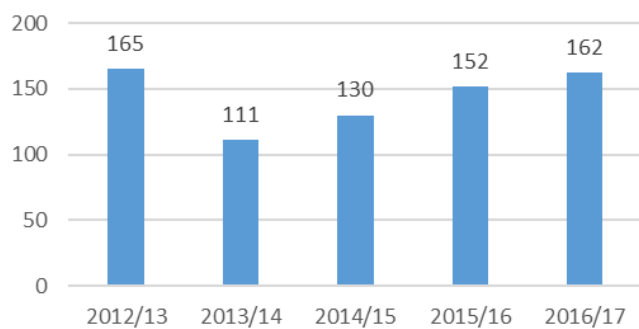
Registration Data



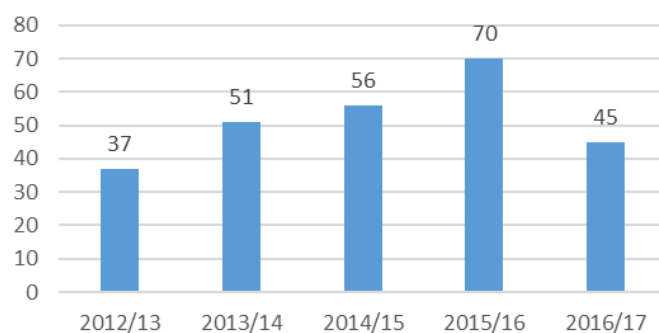
		Total 2015/16 Registrations	Possible Re-Registrations	Actual Re-Registrations	Retention from 2015/16	New Registrations 2016/17	Growth Rate %		Total 2016/17 Registrations		Tiny Tots	U6 - U15
BI		13	13	0	0.00%							
BNE		152	146	103	70.54%	59	6.57%		162		0	162
CH		70	68	35	51.47%	10	-50.00%		45		5	40
CMT		93	93	50	53.76%	62	20.43%		112		21	91
CLA		261	253	189	74.70%	82	3.83%		271		5	266
DEL		72	72	31	43.05%	17	-33.33%		48		0	48
DPT		104	102	75	73.52%	47	17.30%		122		15	107
ED		140	131	85	64.88%	24	-22.14%		109		10	99
FI						17			17		4	13
GSB		29	28	17	60.71%	4	-27.58%		21		0	21
HD		162	158	106	67.08%	53	4.32%		169		8	161
HV		84	83	68	81.92%	51	41.66%		119		16	103
KGB		147	136	81	59.55%	60	-4.08%		141		6	135
LFD		129	125	94	75.20%	49	10.85%		143		14	129
LTN		192	184	97	52.71%	46	-25.52%		143		3	140
NE		76	76	54	71.05%	20	-2.63%		74		6	68
NL-WC		102	98	70	71.42%	51	18.62%		121		13	108
PEN		12	12	12	100.00%	9	91.66%		23		3	20
QBG		172	172	114	66.27%	61	1.74%		175		17	158
SED		167	166	110	66.26%	50	-4.19%		160		23	137
SL		353	346	255	73.69%	119	5.94%		374		24	350
SH		64	63	50	79.36%	43	45.31%		93		15	78
STATE		2594	2525	1696	64.63%	934	4.94%		2642		208	2434



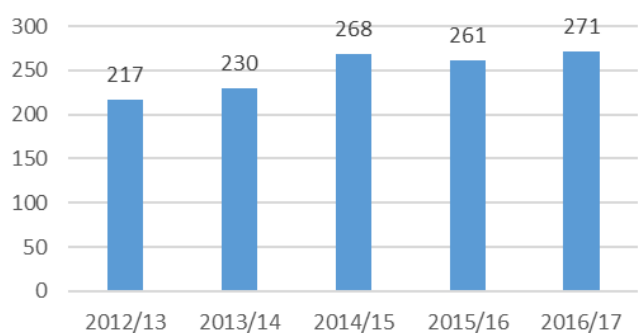
Burnie



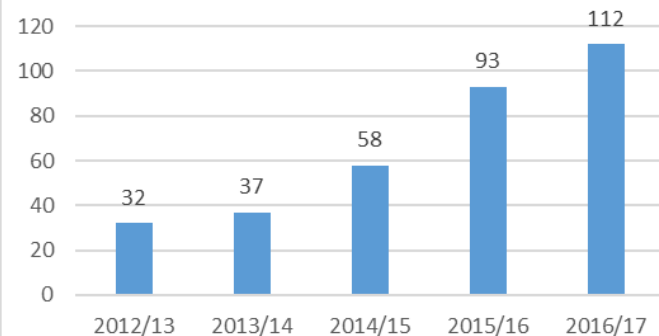
Circular Head



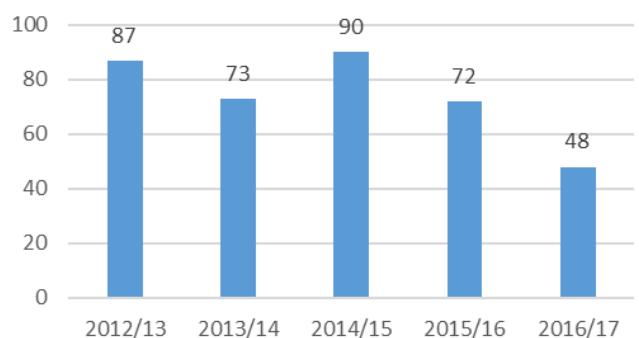
Clarence



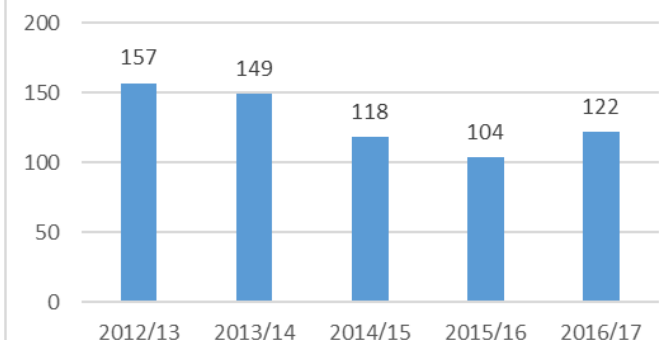
Claremont



Deloraine

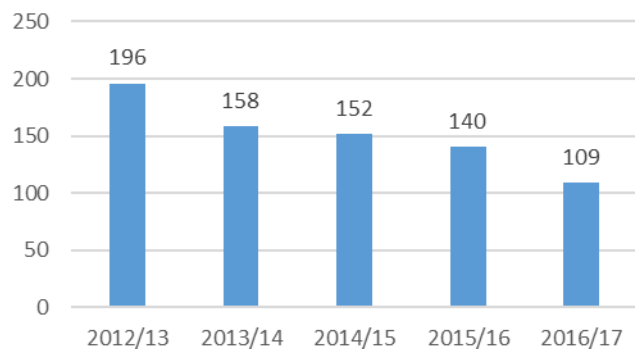


Devonport

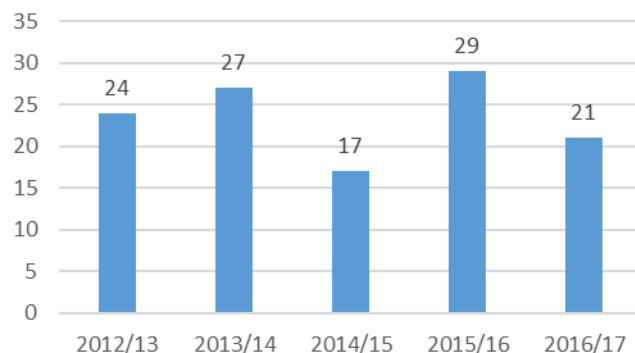




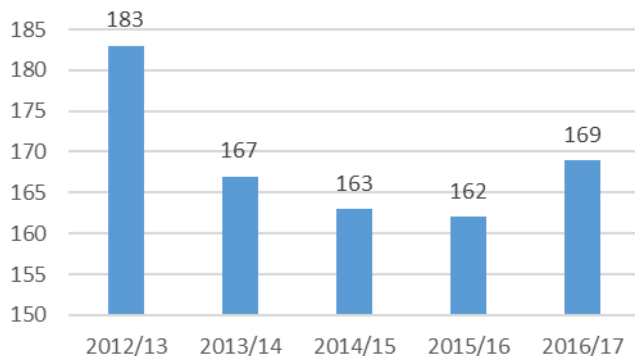
East Derwent



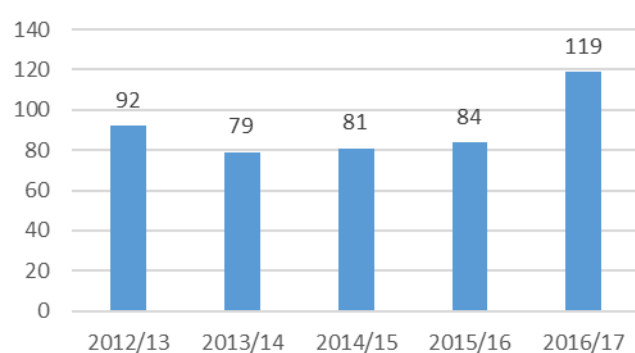
Glamorgan-Spring Bay



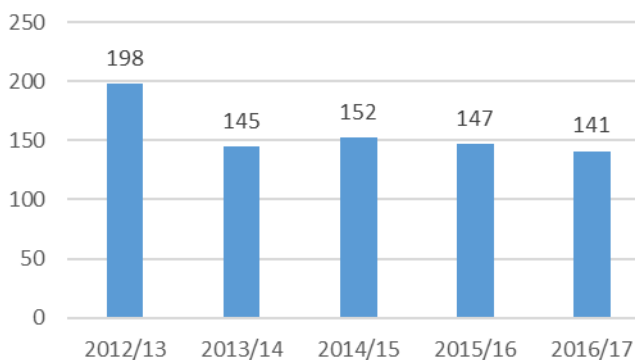
Hobart Districts



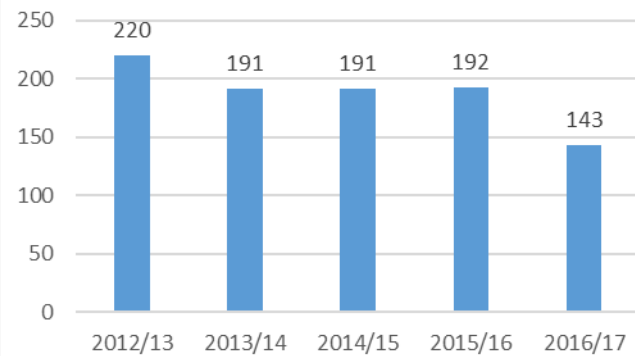
Huon Valley



Kingborough

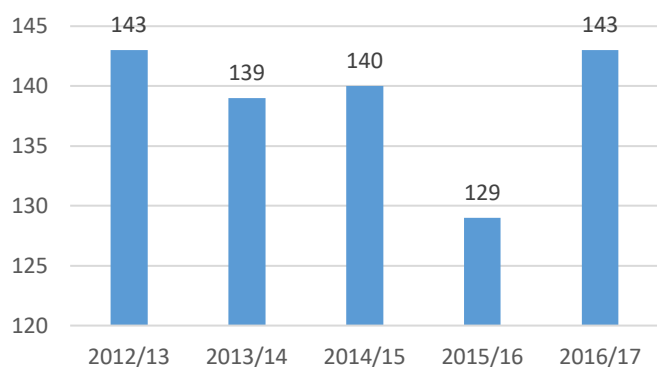


Launceston

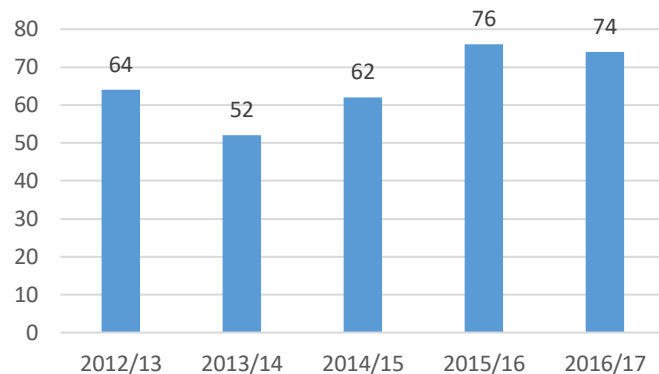




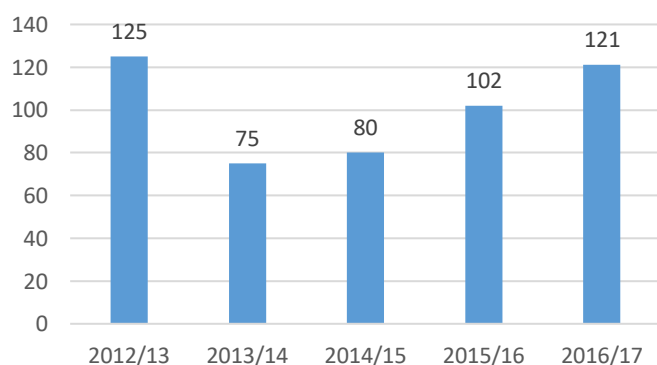
Longford Districts



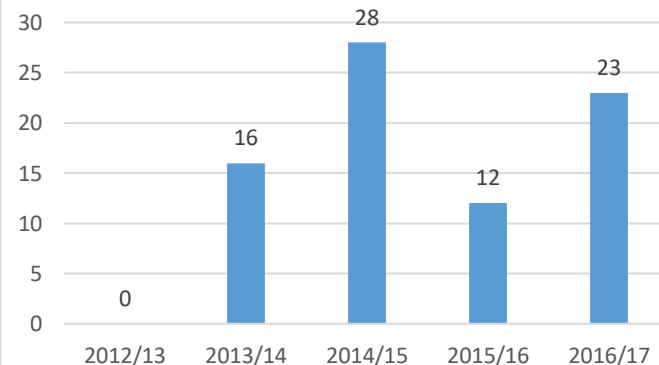
North East



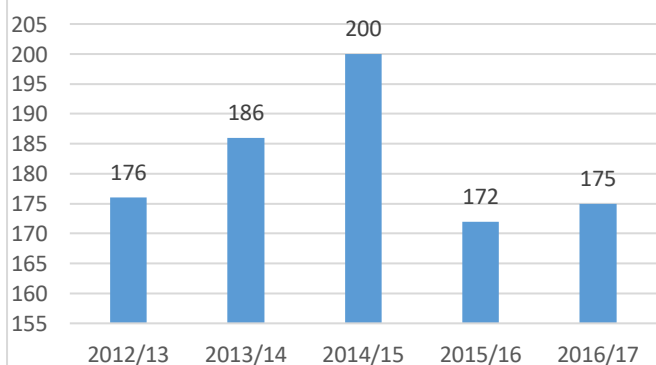
North Launceston-White City



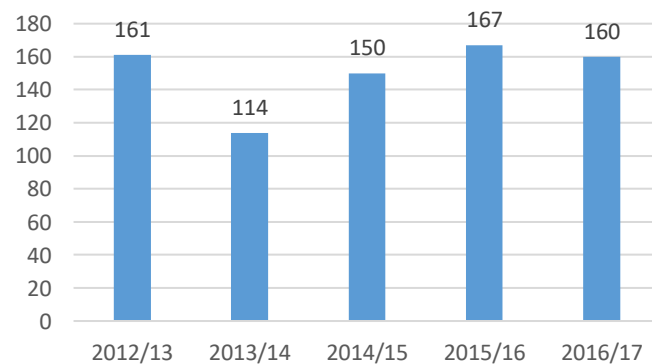
Peninsula

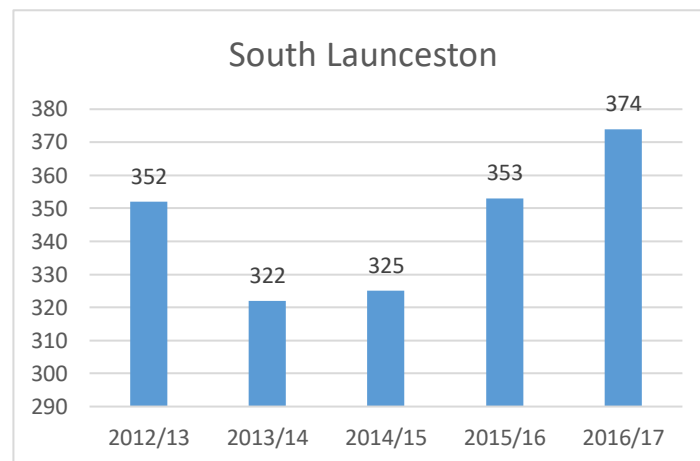
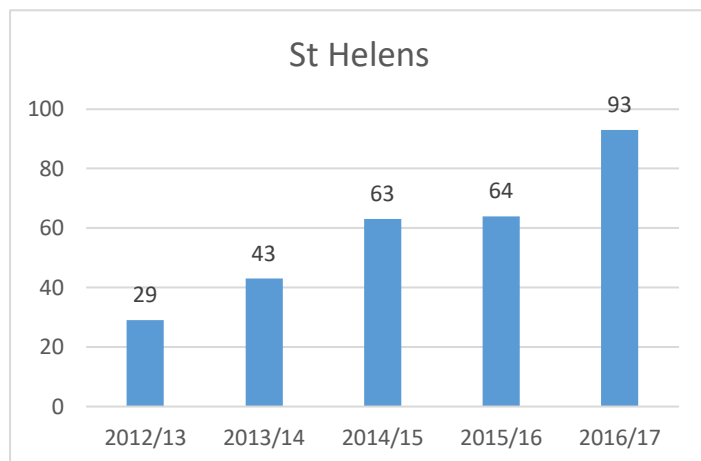


Queenborough



South East Districts





	Total Membership		Retention		Growth	
1	374	South Launceston	100%	Peninsula	91.66%	Peninsula
2	271	Clarence	81.92%	Huon Valley	45.31%	St Helens
3	175	Queenborough	79.36%	St Helens	41.66%	Huon Valley
4	169	Hobart Districts	75.20%	Longford	20.43%	Claremont
5	162	Burnie	74.72%	Clarence	18.62%	North Launceston

