

Little Athletics Tasmania

Annual Report

2013/2014



PO Box 812
Moonah TAS 7009
1300 888 713
office@taslittleathletics.com.au
littleathletics.com.au



Our Mission

To develop children of all abilities by promoting positive attitudes and a healthy lifestyle through family and community involvement in athletic activities.



BE YOUR BEST.®



Contents

	page
Officer Bearers & Staff	2
Affiliated Centres & Clubs	3
2013/2014 Sponsors	4
Honour Roll	6
Board of Management	
President's Report	8
Finance Director's Report	11
Competition Director's Report.....	25
Development Director's Report	33
Education Director's Report	35
Technical Director's Report	36
2014 McDonalds Coaching Camp Report	37
2013/2014 Membership.....	38



Office Bearers

President	Rhonda O'Sign 8 Gunn Parade Low Head TAS 7253
Finance Director	Garry House 16 Kiama Place Blackmans Bay TAS 7052
Competition Director	Peter Weldon 13 Holland Court Howrah TAS 7018
Technical Director	Roger Hosie 26 River Street Bellerive TAS 7018
Development Director	Brett Johnstone PO Box 37 New Town TAS 7008
Education Director	Kaylene Knee Unit 6 / 75 Victoria Street Young Town TAS 7249
<i>Staff</i>	
Administration Officer	Simone Fitzgerald 32 Gormanston Road Moonah TAS 7009



Affiliated Centres & Clubs

Burnie Little Athletics Centre

PO Box 345
Burnie TAS 73201

Circular Head Little Athletics Centre

38 Upper Havelock Street
Smithton TAS 7330

Claremont Little Athletics Centre

PO Box 312
Claremont TAS 7011

Clarence Little Athletics Centre

26 Conrad Drive
Otago Bay TAS 7018

Deloraine Little Athletics Centre

PO Box 303
Deloraine TAS 7304

Devonport Little Athletics Centre

PO Box 1164
Devonport TAS 7310

East Derwent Little Athletics Centre

PO Box 36
Bridgewater TAS 7030

Glamorgan Spring Bay Little Athletics Centre

PO Box 424
Swansea TAS 7190

Hobart Districts Little Athletics Centre

PO Box 194
New Town TAS 7008

Huon Valley Little Athletics Centre

PO Box 179
Huonville TAS 7109

Kingborough Little Athletics Centre

PO Box 524
Kingston TAS 7050

Launceston Little Athletics Centre

PO Box 58
Riverside TAS 7250

*Riverside Club
Trevallyn Club
West Tamar Club*

Longford Districts Little Athletics Centre

PO Box 201
Longford TAS 7301

*Longford Club
Evandale Club
Hadspen/Carrick Club
Perth Club*

North East Little Athletics Centre

22 Arthur Street
Scottsdale TAS 7260

North Launceston White City Little Athletics Centre

6 Adams Street
Mowbray TAS 7248

*Mowbray Club
Rocherlea Club
George Town Club*

Peninsula Little Athletics Centre

285 Noyes Rd
White Beach TAS 7184

Queenborough Little Athletics Centre

PO Box 4697
Bathurst Street PO TAS 7000

St. Helens Little Athletics Centre

5 Binalong Bay Road
St. Helens TAS 7216

South East Districts Little Athletics Centre

6 Perry Court
Lewisham TAS 7173

South Launceston Little Athletics Centre

PO Box 811
Kings Meadows TAS 7250

*Norwood Club
Glen Dhu Club
Sacred Heart Club
St. Leonards Club
Summervale Club
Young Town Club*



2013/14 Sponsors

Little Athletics Tasmania sincerely thanks the following Sponsors for their continued support of Little Athletics in Tasmania.



Sport & Recreation Tasmania
Funding the Development & Growth of
Little Athletics in Tasmania



RACT
Naming rights for name and age badge



McDonald's Family Restaurants Tasmania
Major Sponsor of Little Athletics Tasmania
Naming Right Sponsor of the LATas Coaching Camp
Naming Right Sponsor of LATas Regional Meetings
LATas Award Scheme Sponsor



How the locals like it™

Tasmanian Independent Retailers (IGA)
Major Sponsor of Little Athletics Tasmania
Naming Right Sponsor of LATas & Athletics Tasmania
Regional Coaching Clinics



Zone 3 Laser Games
LATas Registration Sponsor
Welcome Back Award Badge Sponsor
LATas State Meeting Participation Award Sponsor
Centre Support Sponsor



2013/14 Sponsors



Nordic Sport Pty Ltd

Preferred Equipment Supplier of Little Athletics Tasmania



Robbies Confectionery

Preferred Confectionery Supplier of Little Athletics Tasmania
State & Centre Kiosks



Southern Cross Television

Free to air Television Advertising Partner



eNotified

Little Athletics Tasmania & Centre Communication Partner



Medalmania

PB Award Badge Sponsor

LATas State Relay Incentive Award Sponsor



Honour Roll

Life Members

Helen Moir	1993	Michael Stubbs	1997
Garry House	1999	Ross Burrridge	1999
Rhonda O'Sign	2002	Paul Street*	2006

Distinguished Service Award Recipients

Helen Moir	1990	Peter Lawson	1990
Les Nankervis	1990	Nigel McLaren	1993
Michael Stubbs	1994	Rob Crosswell	1994
Marguerite Duke	1995	Garry House	1996
Ross Burrridge	1996	Cliff Marsh	1997
Rhonda O'Sign	2000	Paul Street*	2002
Brian Bannister	2005	Kaylene Knee	2010
Anne House	2010	Wim Vassen	2012

State Service Award Recipients

Bill Cooper*	1990	Dianne Lawson	1990	Jess Nankervis	1990
Paul Plumbridge	1990	Les Charlesworth	1991	John Boxhall	1991
Ted Beecroft	1992	Clif Marsh	1992	Matt Osbourne	1993
Anne House	1995	Graeme Moore	1995	Sallie Garwood	1995
Merimy Bruens	1996	Albert Johnson	1996	Carolyn Banks	1996
Gayleen Goodwin	1998	Viv Beswick	1998	Wim VanDerPols	1998
Paul Street*	1999	Gavin Radford	1999	Ken Elphinstone	2000
Karen Tuthill	2000	Roger Howlett	2000	Margaret Osbourne	2001
Mary Clear	2001	Anne Millington	2001	Janene Stubbs	2002
Rosemary Coleman	2002	Terry Byrne	2002	Anthony Cruse	2002
Brian Bannister	2002	Frank Buller	2003	Wim Vaessen	2003
Ian Milne	2003	Frank Furfaro	2004	Karen Pelham	2004
Greg Cooper	2004	Kristy Periera	2004	Vicky Sansom	2005
Shirley Kelly	2005	Andrew Tomers	2005	Peter Weldon	2005
Eric Howells	2006	Tim Heron	2006	Kaylene Knee	2006
Peter McConnon	2006	Carolyn Bussey	2007	Michael Harvey	2007
Daryn Weller	2007	Dirk Nankervis	2007	Kendra Hey	2008
Scott Calvert	2008	Greg Byard	2008	Kim Nankervis	2009
Wayne Hall	2010	Mathew Hey	2010	Leanne Harvey	2010
Brian James	2012	Michael Walker	2012	Michael Phillips	2012
Brett Johnstone	2013	Andrew Shepherd	2013		

*deceased



Board of Management Reports





President's Report

Rhonda O'Sign

I am pleased to present my report for the 2013 / 2014 Season, and reflect on the past 12 months, recognising the efforts and dedication of so many that make Little Athletics a successful sporting option for over 2,500 young children in Tasmania.

We celebrated our 40th Anniversary. Whilst we have seen quite a few changes over the years with the introduction of several new events, new Board structure in line with good Governance practices, and the formation of new policies and procedures, in the main we remain unaffected by time. We are a fully family orientated sport, Centres still rely heavily on parental assistance each week, we are still totally inclusive, we encourage our athletes to "Be their Best" and reward them for their efforts – a very good recipe which needs little or no added ingredients.

As always during this season a number of initiatives have been undertaken and progressed as the Board continue to look at the operational and strategic areas of our sport.

These include:

- The continuation of the Regional Committees. I thank Peter Weldon for organising these meetings. At times the attendance by Centres was low, but I believe it is important to continue with these meetings and give Centres the opportunity to discuss upcoming state meetings, or other Centre related issues.
- Increasingly successful Cross Country competition and championships. Special thanks to Paul Mommers in the South and Simon Phillips in the North for organising the respective weekly competition.
- The Little Athletic Regional Clinics and combined coaching clinics with Athletics Tasmania which have proved to be very popular.

The LATas Board is both a Strategic and Operational Board. Each individual Board member fully engages in all areas relating to their portfolio, and assists other Board members when required. Our Administration Officer is responsible for day to day office management, and implementing decisions made by the Board. This structure varies from State to State, especially in the larger States where CEO's are employed to fully implement the operational decisions made by their respective Boards, and to have considerable input into these.

Being a smaller State, Tasmania has neither the financial resources, nor the requirement to have a CEO in place. Our current structure of having a board that is strategic and operational is the best fit, and ensures that we are all aware of all aspects of our sport, whether it be a minor issue at the grass roots level, State or National.

Online registrations continue to be a little frustrating at times, with our previous Administration Officer Simone, spending many hours working with Centre Registrars sorting out the various issues, mainly due to family registrations. IMG have advised us that these problems are now completely fixed, and Centres should have no issues with the system at all. It is interesting to note that no other State had the same problems, and are all very happy with the system. The Board is committed to continuing to work with IMG to enable our members a quick and easy method of registering for the new season.

LATas Office

The office has undergone several changes over the past 12 months. We appointed Simone Fitzgerald to the position of Administration Officer, replacing Anita Silva. Simone quickly made herself very welcomed by the Centres. Her customer services and willingness to assist wherever possible was much appreciated by all.



Unfortunately for us, Simone moved onto a position where she had more contact with people on a day to day basis. We welcomed Joanne Traynor to the position in April. Joanne has worked with Hockey Tasmania for 17 years in a very similar office role, and also as acting CEO for a period.

LATas Board

We welcomed to the Board Brett Johnstone to the position of Development Officer, with Peter Weldon moving to the position of Competition Officer. Brett has been very proactive in his role in Development. In addition to his involvement with the Little Athletics in Schools Program, Brett has attended many Centres to assist with coaching, and attended various forums throughout the season.

I had the pleasure of attending several of the forums with Brett, and I believe these are invaluable to the Association. I especially found the Schools Conference to be an excellent forum for speaking to teachers from Schools around the State, particularly with respect to our school visit program.

Peter has settled well into the Competition Role. This is a very demanding position, and with assistance from the office and the Board, we have seen very well run State competitions for the past season.

I do thank all Board members for the many hours they put into roles each year. I very much appreciate the great assistance I receive from Garry, Peter, Kay, Brett and Roger. Thank you all very much.

Little Athletics Australia (LAA)

Throughout the season I have attended a number of Australian Little Athletics (ALA) Board Meetings, two conferences, and the Annual General Meeting.

Several meetings were in conjunction with Athletics Australia and the Australian Sports Commission with respect to a proposed merger of Little Athletics and Athletics Australia. As we are all aware, the merger did not progress, however all States are committed to working with their senior bodies to assist with transition of our athletes to senior competition.

Little Athletics Australia undertook to determine which Policies each State Association had in place. Due to the large number of duplications occurring, LAA have committed to develop National Policies, where applicable. Each State will have the ability to custom these policies to State legislations.

A new website has been rolled out at National level and at State Association level. At the time of writing, Little Athletics ACT is the only state to go live. LA Tas has been working on loading our publications onto the new site, with a view of going live at the end of June.

A new full time staff member has been appointed, Melissa Cowan in the role of Development and Projects Manager.

Sponsorship

I would like to take this opportunity to thank once again our valued sponsors:

- RACT
- McDonald's
- IGA Tasmania
- Department of Sport and Recreation
- Medalmania
- Zone3
- Enotified
- Robbie's Confectionery
- Southern Cross Television

Again this season, we saw Centres undertake fundraising for the Ronald McDonald House (RMH), and I sincerely thank those Centres who participated by holding a Relaython or other activity.



A total of \$4,600 was raised for the RMH, and I know that this is so very well received and welcomed by those involved in running this great charity. This year, the funds were going towards the renovations of the bathrooms at the Charity House.

Zone 3 provided our great registration bags which each registered athlete received, and also the many Zone 3 vouchers presented to Centres throughout the Season. Zone3 also sponsor our Welcome Back Day Badge.

IGA continue to be an excellent supporter of Little Athletics, and we saw the continuation of the IGA Awards system with award covering several areas - Top Centre, State Officials Incentive, New Officials Incentive, Athlete Participation, Growth, Retention, and the IGA Docket Competition.

Medalmania continues to support the Association being the sponsor of the Personal Best Day Badge. The Company is also the preferred supplier of the Association's medals and ribbons.

We welcomed RACT as a valued sponsor, replacing Aurora Energy as our Name and Age Badge sponsor. Several Centres welcomed RACT staff to their meetings and competition days. This is a part of RACT's community liaison program, and we are looking forward to expanding on that this coming season.

With a change of sponsor for our Name and Age Badge, LATas will be looking to film a new advertising campaign for the new season.

Registrations

Total registrations were down this season, as depicted in the figures tabled within this report. Many factors contributed to this, not in the least, the very wet weather which the South of the State experienced in early October / November.

This is very detrimental to registrations, especially to new families looking to enter into Little Athletics for the first time.

We had pleasure in welcoming our 20th Centre – Peninsula Little Athletics. Thank you to Brett Johnson for the many weekends spent at the Centre in assisting them setting up, and helping with their coaching.

Thank you also to Brett's daughter Elizabeth for attending and helping out. We look forward to seeing their progression in the coming years. The Centre is a very close knit community, with an excellent committee who are dedicated to ensuring the success of the Centre.

Athletics Tasmania

A previously mentioned, over the past several years, we have worked with Athletics Tasmania to host joint regional coaching clinics.

Through funding provided by a Joint Venture we also saw several former Little Athletes attend local Centres and provide coaching clinics for the athletes.

A new initiative this season was the introduction of Swedish Relay Championships. These were held at the Domain Athletic Centre prior to Athletics Tasmania conducting their Briggs Classic event. This event was very successful. Competing athletes had the benefit of a running commentary during each relay event (much to the delight of their families), and had the opportunity of participating prior to a National event. We will be working with Athletics Tasmania again this coming season to further promote and enhance this event.

In addition to the above, LATas will be looking at other areas where the two bodies can work together for the betterment of the sport of Athletics in Tasmania.

My appreciation goes to all our hardworking committee members, parents, volunteers and officials. Our sport requires a high level of volunteer contributions from participating families. Our collective contributions are precisely what make a difference to individual centre success and to the effective delivery of our sport to its participants.

As we head into our 41st season, I wish all Centres the very best for a successful season.



Finance Director's Report

Garry House

The preparation of the Financial Budget as in previous years set the bench mark for our financial performance.

Although our audited accounts show that we have had a solid financial performance, it has to be remembered that we have significant cash flow (outwards) prior to the commencement of the next Season.

Outstanding State Team Expenses, LAA Conference, State Conference, Board Conference, Registration Materials, LAA Insurance, Office Expenses etc. have to be paid before October.

I have also attached a schedule showing our Cash Performance against Budget.

Income was over Budget by \$10000, of which \$37400 came from the Government grant, a \$20000 reduction in State Team income and \$8000 not received from LAA for the LAPS program.

Expenses were under Budget by \$17000 due to a budget error for Development costs

INSURANCE

Equipment

The LAA policy continued during the year, and once again the premium cost was covered by the TLAA and not passed onto the Centres.

This premium covers Centre Equipment up to \$75000 and any additional cover is at the Centre's cost.

I ask that all Centres continually review your amount of Cover, and continue to minimise your exposure by ensuring that all equipment is securely stored and valuable items such as PA systems, timing machines etc are stored at private residences in the off season.

Please note that it is a requirement of our Insurers that Centres supply the Association with a full list of Assets each year, complete with cost of replacement.

Personal Injury

As last year, I once again remind Centres of the procedure in relation to Injuries at Centre Competition.

- For minor injuries at a Centre (e.g first aid) should be recorded in the Centre First Aid Register.
- For injuries that Centres feel that it may lead to an Insurance Claim (e.g breakage) Form TLAA18 is to be completed and forwarded to me. This form is then used as evidence that an injury occurred, in the event that a formal claim may be made on our Insurers at a later date.
- If a Parent wishes to lodge a claim, then the Sports Personal Accident Form (which can be obtained from the ALA Website) is to be completed and signed by the Parent, signed by the Centre, and then forwarded to me for endorsement, and then will be forwarded to our Insurer.

Summary


A reasonably good year financially for the TLAA, but as stated earlier in this report, we still have a significant amount of outstanding expenses since the balance date of the 31st March.

Registration fees together with other charges for next season will, as usual, be reviewed at Board Conference.

As part of my duties as a Board Member this year, I have also been involved in the Coaching Camp as Convenor and a member of the State Team Selection Panel, together with having the privilege of being a Delegate to the LAA ½ yearly Conference in Geelong and the 2014 Conference and ALAC's in Melbourne.

I wish to sincerely thank Centres, my fellow Board Members, the Office, and my wife Anne for the support given to me during the Season.

Finally, I thank you all for allowing me the opportunity to serve our great organisation.



LORKIN

DEPERO

HARRIS



CHARTERED ACCOUNTANTS

Financial Reports

Auditors Report to Members

**Statement by President and
Finance Director**

List of Office Bearers

Financial Accounts

Tasmanian Little Athletics Association Inc

31 March 2014

31 DAVEY STREET HOBART
GPO BOX 1178 HOBART TASMANIA 7001
TELEPHONE: (03) 6224 4844
FACSIMILE: (03) 6223 7212
EMAIL: mail@ldh.com.au
WEBSITE: www.ldh.com.au



TASMANIAN LITTLE ATHLETICS ASSOCIATION INC.

FOR THE YEAR ENDED 31 MARCH 2014

AUDITOR'S REPORT

To the Members,

TASMANIAN LITTLE ATHLETICS ASSOCIATION INC.

Scope

We have audited the attached special purpose financial report of Tasmanian Little Athletics Association Inc. for the year ended 31 March 2014 comprising of Receipts & Payments and Balance Sheet. The Committee is responsible for the preparation and presentation of the financial report and the information contained therein, and have determined that the basis of accounting used is appropriate to the needs of the members. We have conducted an independent audit of the financial report in order to express an opinion on it to the members. No opinion is expressed as to whether the basis of accounting used is appropriate to the needs of the members.

The special purpose financial report has been prepared for distribution to the members of the Association for the purpose of fulfilling the Committee's accountability requirements. We disclaim any assumption of responsibility for any reliance on this report or on the financial report to which it relates, to any person other than the members, or of any purpose other than that for which it was prepared.

Our audit has been conducted in accordance with Australian Auditing Standards. Our procedures included examination, on a test basis, of evidence supporting the amounts and other disclosure in the financial report, and the evaluation of significant accounting estimates. These procedures have been undertaken to form an opinion as to whether in all material respects, the financial report is presented fairly in accordance with the requirements of the Associations Incorporation Act.

The audit opinion expressed in this report has been formed on the above basis.



Qualification

It is not practical for Tasmanian Little Athletics Association Inc. to maintain an effective system of internal control over membership subscriptions, donations, fund raising activities and other uncontrollable income items until their initial entry in the accounting records. Accordingly, our audit in relation to such income was limited to amounts recorded. I was also not present at the physical stock count and as such am unable to verify its existence or value.

Qualified audit opinion

In our opinion, subject to the effects of such adjustments, if any, as might have been determined to be necessary had the limitation discussed in the qualification paragraph not existed, the financial report of Tasmanian Little Athletics Association Inc. presents fairly the assets and liabilities at 31 March 2014 and the income and expenditure of the Association for the year then ended.

LORKIN DELPERO HARRIS

Chartered Accountants

Paul Evans

31 Davey Street
HOBART TASMANIA

12th May 2014



TASMANIAN LITTLE ATHLETICS ASSOCIATION INC.

YEAR ENDED 31st MARCH 2014

COMMITTEE STATEMENT

WE, RHONDA O'SIGN AND GARRY HOUSE, BEING PRESIDENT AND FINANCE DIRECTOR RESPECTIVELY OF THE TASMANIAN LITTLE ATHLETICS ASSOCIATION INC. DO HEREBY STATE ON BEHALF OF THE COMMITTEE THAT IN OUR OPINION THE ACCOMPANYING STATEMENTS ARE DRAWN UP SO AS TO EXHIBIT A TRUE AND FAIR VIEW OF THE STATE OF THE AFFAIRS OF THE ASSOCIATION AS AT THE 31st MARCH 2014 AND THE RESULTS FOR THE YEAR THEN ENDED.

DATED THIS 12th DAY OF MAY 2014


RHONDA O'SIGN
PRESIDENT


GARRY HOUSE MIPA
FINANCE DIRECTOR



LIST OF OFFICE BEARERS

President	Rhonda O'Sign 8 Gunn Parade Low Head TAS	7253
Finance Director	Garry House 16 Kiama Place Blackmans Bay	7052
Competition Director	Peter Weldon 13 Holland Court Howrah	7018
Education Director	Kay Knee 6/75 Victoria Street Young Town	7250
Development Director	Brett Johnstone 37 Ruth Drive Lenah Valley	7008
Technical Director	Roger Hosko 26 River St Bellerive	7018

LORKIN DELPERO HARRIS

Chartered Accountants

Paul Evans
31 Davey Street
HOBART TASMANIA



TASMANIAN LITTLE ATHLETICS ASSOCIATION INC.
A.B.N.18 754 156 567

**PROFIT AND LOSS STATEMENT
FOR THE YEAR ENDED 31 MARCH 2014**

	Note	2014 \$	2013 \$	Increase \$	(Decrease) %
INCOME					
Interest Received	2	10,719	7,538	3,181	42.20
Sponsorship and Donations	3	72,887	89,300	(16,413)	(18.38)
Sundry Income	4	5,559	76,044	(70,485)	(92.69)
		<u>89,165</u>	<u>172,882</u>	<u>(83,717)</u>	<u>(48.42)</u>
OTHER INCOME					
Affiliations		1,460	1,380	80	5.80
Championships	5	21,449	22,222	(773)	(3.48)
Education and Development	6	23,671	24,806	(1,135)	(4.58)
Registrations		127,097	137,132	(10,035)	(7.32)
Teams - ALAC	7	31,704	64,115	(32,411)	(50.55)
Conferences	8	7,678	6,225	1,453	23.34
Loss on Disposal of Non-current Assets		(722)	(694)	(28)	4.03
		<u>212,337</u>	<u>255,186</u>	<u>(42,849)</u>	<u>(16.79)</u>
		<u>301,502</u>	<u>428,068</u>	<u>(126,566)</u>	<u>(29.57)</u>
EXPENSES					
Administration Costs	9	12,981	6,691	6,290	94.01
Advertising and Media		14,155	3,113	11,042	354.71
Audit & Filing Fees		1,469	1,436	33	2.30
Bank Charges		78	84	(6)	(7.14)
Championships	10	20,622	17,172	3,450	20.09
Conferences & Meetings	11	26,143	33,972	(7,829)	(23.05)
Depreciation		5,491	6,889	(1,398)	(20.29)
Donations		1,693	2,986	(1,293)	(43.30)
Education & Development	12	32,513	29,387	3,126	10.64
Insurance		11,410	18,248	(6,838)	(37.47)
Memberships	13	30,743	29,406	1,337	4.55
Postage & Telephone		8,259	6,800	1,459	21.46
Printing & Stationery		5,237	6,617	(1,380)	(20.86)
Rent		12,705	11,520	1,185	10.29
Technical Requirements	14	10,252	13,443	(3,191)	(23.74)
Teams - ALAC	15	30,527	84,296	(53,769)	(63.79)
Salaries & On Costs		40,010	36,509	3,501	9.59
Sundry Expenses	16	4,438	7,510	(3,072)	(40.91)
Travel and Accommodation		39,238	32,972	6,266	19.00
		<u>307,964</u>	<u>349,051</u>	<u>(41,087)</u>	<u>(11.77)</u>
(Loss) Profit before income tax		<u>(6,462)</u>	<u>79,017</u>	<u>(85,479)</u>	<u>(108.18)</u>

The accompanying notes form part of these financial statements.

Page 1



TASMANIAN LITTLE ATHLETICS ASSOCIATION INC.
A.B.N.18 754 156 567

PROFIT AND LOSS APPROPRIATION STATEMENT
FOR THE YEAR ENDED 31 MARCH 2014

	Note	2014 \$	2013 \$
(Loss) Profit before income tax		(6,462)	79,017
Income tax expense		-	-
(Loss) Profit after income tax		(6,462)	79,017
Retained earnings at the beginning of the financial year		514,240	435,223
Total available for appropriation		507,778	514,240
Retained earnings at the end of the financial year		507,778	514,240

The accompanying notes form part of these financial statements.

Page 2



TASMANIAN LITTLE ATHLETICS ASSOCIATION INC.
A.B.N.18 754 156 567

BALANCE SHEET
AS AT 31 MARCH 2014

	Note	2014 \$	2013 \$
SHARE CAPITAL AND RESERVES			
Retained earnings		507,778	514,240
TOTAL SHARE CAPITAL AND RESERVES		<u>507,778</u>	<u>514,240</u>
Represented by:			
CURRENT ASSETS			
Cash at Bank - Commonwealth		233,605	255,432
Debtors		30,822	21,532
Term Deposits	17	222,330	212,654
Stock on Hand		3,290	2,485
TOTAL CURRENT ASSETS		<u>490,047</u>	<u>492,103</u>
NON CURRENT ASSETS			
Fixed Assets			
Plant & Equipment		36,249	39,272
Less: Provision for Depreciation		<u>(29,037)</u>	<u>(29,963)</u>
		7,212	9,309
Motor Vehicles		32,274	32,274
Less: Accumulated Depreciation		<u>(21,755)</u>	<u>(19,446)</u>
		10,519	12,828
Total Fixed Assets		<u>17,731</u>	<u>22,137</u>
TOTAL NON CURRENT ASSETS		<u>17,731</u>	<u>22,137</u>
TOTAL ASSETS		<u>507,778</u>	<u>514,240</u>
TOTAL LIABILITIES		-	-
NET ASSETS		<u>507,778</u>	<u>514,240</u>

The accompanying notes form part of these financial statements.
Page 3



**TASMANIAN LITTLE ATHLETICS ASSOCIATION INC.
A.B.N.18 754 156 567**

**NOTES TO THE FINANCIAL STATEMENTS
FOR THE YEAR ENDED 31 MARCH 2014**

	2014 \$	2013 \$
1 Statement of Significant Accounting Policies		
This financial report is a special purpose financial report prepared for use by the director and members of the company. The director has determined that the company is not a reporting entity.		
The financial report is prepared on an accruals basis and is based on historic costs and does not take into account changing money values or, except where specifically stated, current valuations of non-current assets.		
2 Interest Received		
Commonwealth Bank	1,043	900
CBA Term Deposit	9,676	6,638
	<u>10,719</u>	<u>7,538</u>
3 Sponsorship and Donations		
Aurora Energy	-	12,000
McDonalds	19,160	17,100
State Government	34,000	40,000
Calendar	-	1,200
Robbies Confectionery	1,000	1,000
IGA	6,000	6,000
IGA Awards	-	8,000
Carbine Club	2,727	-
Medalmania	1,000	1,000
Zone 3	3,000	3,000
RACT	6,000	-
	<u>72,887</u>	<u>89,300</u>
4 Sundry Income		
Miscellaneous	3,814	3,454
Grants	-	5,000
Equipment	-	5,798
IGA Competition	-	7,273
ALAC Hosting	1,745	54,519
	<u>5,559</u>	<u>76,044</u>
5 Championships		
Individual & Relay Entries	20,304	22,222
Canteen Hire	1,145	-
	<u>21,449</u>	<u>22,222</u>



TASMANIAN LITTLE ATHLETICS ASSOCIATION INC.
A.B.N.18 754 156 567

**NOTES TO THE FINANCIAL STATEMENTS
FOR THE YEAR ENDED 31 MARCH 2014**

	2014 \$	2013 \$
6 Education and Development		
Camp Fees - Under 12 & 13	18,044	17,405
Jump Start / LAPS	5,218	7,401
Camp Fees - Under 15	409	-
	<u>23,671</u>	<u>24,806</u>
7 Teams - ALAC		
ALAC Current	30,461	41,021
ALAC Previous	1,243	1,167
ALAC U/14 Camp	-	21,927
	<u>31,704</u>	<u>64,115</u>
8 Conferences		
State	7,678	6,225
	<u>7,678</u>	<u>6,225</u>
9 Administration Costs		
ALA Affiliation and Registration Fee	12,981	6,691
	<u>12,981</u>	<u>6,691</u>
10 Championships		
Medals & Ribbons	10,326	11,035
Paperwork	1,964	-
Venue	8,332	6,137
	<u>20,622</u>	<u>17,172</u>
11 Conferences & Meetings		
State	14,518	12,671
National (ALA)	11,625	21,301
	<u>26,143</u>	<u>33,972</u>
12 Education & Development		
Camps & Coaching	23,225	20,764
Jump start / LAPS	7,093	6,854
Coaching/Development	-	432
Movement in Stock	(805)	1,337
Development	3,000	-
	<u>32,513</u>	<u>29,387</u>
13 Memberships		
Kits	18,100	20,631
Merit Awards	12,643	8,775
	<u>30,743</u>	<u>29,406</u>



TASMANIAN LITTLE ATHLETICS ASSOCIATION INC.
A.B.N.18 754 156 567

**NOTES TO THE FINANCIAL STATEMENTS
FOR THE YEAR ENDED 31 MARCH 2014**

	2014 \$	2013 \$
14 Technical Requirements		
Equipment	5,923	9,422
Vehicle Expenses	4,329	4,021
	<u>10,252</u>	<u>13,443</u>
15 Teams - ALAC		
Current	10,525	21,922
ALAC Hosting	-	36,780
Previous	20,002	8,545
ALAC U/14 Camp	-	17,049
	<u>30,527</u>	<u>84,296</u>
16 Sundry Expenses		
Miscellaneous	1,073	237
IGA Competition	2,273	7,273
International Childrens Games	1,092	-
	<u>4,438</u>	<u>7,510</u>
17 Term Deposits		
CBA	222,330	212,654
	<u>222,330</u>	<u>212,654</u>



TASMANIAN LITTLE ATHLETICS ASSOCIATION INC.

NOTES TO AND FORMING PART OF THE ACCOUNTS FOR THE YEAR ENDED 31st MARCH 2014

SUMMARY OF SIGNIFICANT ACCOUNTING POLICIES

THE ACCOUNTS HAVE BEEN PREPARED UNDER HISTORIC COST CONVENTION AND HAVE NOT BEEN ADJUSTED TO TAKE ACCOUNT OF THE CURRENT COSTS OF SPECIFIC ASSETS OR THEIR IMPACT ON THE OPERATING RESULTS. UNLESS OTHERWISE STATED THE ACCOUNTING POLICIES ADOPTED AND DESCRIBED BELOW WERE ALSO USED IN THE PRECEDING PERIOD.

DEPRECIATION

DEPRECIATION IS CALCULATED ON A PRIME COST BASIS SO AS TO WRITE OFF THE NET COST OF EACH ASSET DURING ITS EFFECTIVE WORKING LIFE.

FIXED ASSETS

PLANT AND EQUIPMENT ARE STATED IN THE ACCOUNTS AT COST AND DEPRECIATED IN ACCORDANCE WITH THE POLICY STATED. NO REGULAR REVIEW TO NET CURRENT VALUES IS UNDERTAKEN. REALISED LOSSES OR GAINS ON THE DISPOSAL OF THE PLANT ARE TAKEN TO ACCOUNT IN THE INCOME AND EXPENDITURE STATEMENT WHEN THEY OCCUR.

GST

THE ASSOCIATION REPORTS ON A CASH BASIS THROUGHTOUT THE YEAR, HOWEVER THE ANNUAL FINANCIAL ACCOUNTS ARE RECORDED AS GST EXCLUSIVE



Competition Director's Report

Peter Weldon

Observation

My first year as Competition Director has been one steep learning curve. The first lesson learnt was that I am only one person who relies on the cooperation of many others to facilitate the State Meeting for our athletes. I need to thank my fellow Board members and office staff for their support and guidance. To centre delegates, team managers and centre committee members thank you for your support. Finally to all those who officiate in any way on the days of competition I thank you on behalf of the athletes, without your support it would be difficult to conduct our state meetings.

The board continued to endorse the objectives set from previous years and the following were competition focus points this year:-

- Supporting users of SLAM
- Continuation of regional meetings with dates set in advance
- Increasing both quality and quantity of available officials for state meetings
- Process for allocation of tasks and officials for state meets to be equitable for all

SLAM

Firstly a public acknowledgment to Peter McConnon, thank you for providing support not just to me, but to all users of SLAM. And yes we have our hiccups during the season however these were overcome with Peter's assistance. In September 2013 new and experienced users met and established a SLAM user group network. Peter McConnon and local experts presented attendees with information on how to use SLAM at the meeting and the group identified experienced users who could be contacted in the first instance to help locally solve issues with SLAM. Damian von Samorzewski created an On-Line User forum. Whilst these initiatives have not solved all

issues, it has created a network where users can help each other. The Technical Director agreed to be the Board sponsor for the SLAM user group. During the season, several iterations of SLAM are used at state meets. Development has and continues to occur to incorporate as many of the state meet specific functionality features into a single version as far as possible. Peter McConnon also maintains an application that produces the entry lists for the printed program for the State Individual Championships.

A welcome enhancement that allows athletes to be nominated via SLAM for state non-championship meets works well. This feature was used at the combined meeting for Huon Valley, Queenborough and Kingborough where data was imported/exported between centre copies of SLAM to allow the combined meeting to run efficiently on one database.

Regional Meetings

It was agreed that the forums would provide:-

- for Centres to raise issues for consideration by the BOM; provide and receive information that will assist with the operations of Little Athletics in Tasmania;
- to review competition arrangements and issues arising at state meetings, and
- an opportunity to network between Centres.

Whilst the meetings had an informal approach, agenda items were sought beforehand and minutes were provided to all centres after each meeting.



Four rounds of Regional Committee meetings were held during the season with centres represented at the meetings included in the table below.

September Meetings

South	North
Clarence	Deloraine
East Derwent	Devonport
South East Districts	Longford
	South Launceston

November Meetings

Claremont	Burnie
Clarence	Deloraine
East Derwent	Devonport
Hobart Districts	Launceston
Kingborough	Longford
Queenborough	South Launceston

December Meeting

East Derwent
Kingborough
Queenborough

January Meetings

Clarence	Devonport
	Launceston
	Longford
	South Launceston

February Meeting

Deloraine
Devonport
Launceston
Longford

The Regional meetings discussions allowed refinement of entry processing, task allocations, mentoring as well as competition issues throughout the season. It also allowed direct feedback to and from attending Board members.

Non-championship entry process using SLAM

The extract process using SLAM worked well this season. There were some initial teething problems where data could not be extracted if an event had not been run at a centre, however once this issue was identified it was quickly resolved.

Officials and Task Allocation


Following on from last year's conference workshop, guidelines were issued as to how categories should be selected from each Centre using the online application. Whilst not a perfect system, the guidelines attempted to provide some equity. There will always be some discussion as to the point's value of differing duties that does not require significant resources to maintain.

Mentoring

The mentoring program designed to give centre officials the support and confidence to officiate at state meets as well as a starting point for assessing the standard of officiating before being able to be accredited as a 'C' Grade Official continued this season with increased an outcome of state officials.

An enhancement made during the season was for officials to be assessed at Centre level for state qualification. Where Centres identified a number of Centre Officials were ready for state 'C' Grade official duties, Board members were available to attend centre to make assessments and those qualifying were supported at state meets generally by the field referees. It was noteworthy to acknowledge at the State Individual Championships there were a significant number of state qualified officials available.

The challenge now is to maintain and increase this pool of qualified officials.





Team Manager and Chief Officials Briefings

Appreciation goes to all team managers and officials who attended these meetings. There are worthwhile and ensures we all have the same expectation and understanding of the conduct of state run meetings.

Championship events entry processing

My appreciation to the centre delegates for coordinating this aspect of the entry process as your role is pivotal in ensuring entries meet qualifying standards.

My appreciation also extends to board members and office staff who assist in the receipt, checking and data entry of entries for the state championship events. I must also acknowledge that the preparation of the printed programs is done in-house by our President.

Participation numbers

The following tables show the participation numbers for 2014. The information has been extracted using the ticket results provided after each meeting to Centres. It is possible for there to be minor variations to actual numbers of participants in a few cases where centre details were either incorrect or missing when athlete details were provided in the results system.

Northern Centre Challenge - Participation Numbers 2014

Centre	Under 6		Under 7		Under 8		Under 9		Under 10		Under 11		Under 12		Under 13		Under 14		Under 15		All Ages		Total
	B	G	B	G	B	G	B	G	B	G	B	G	B	G	B	G	B	G	B	G	B	G	
Burnie			1	2	3				1		1						1				3	6	9
Circular Head																					0	0	0
Deloraine	2	3	6	3	3	5	6	3	3	2	2	3	1	2	2						25	21	46
Devonport			2	1	1	2	1	2			2		2	1	1	2		2			9	10	19
Launceston	2	1	3			1	3		2		1	2	2	3		1			1		12	10	22
Longford	1				3		2		4	3			3		1		1		1		15	4	19
North East	1			3		3	3		3	1	2		2	3		1					11	11	22
North L'ton-White City	1	1	2			5	2		1	1	1	4	1	2		2		1	1	1	9	17	26
South Launceston	4	1	2	2	7	6	1	3	5	3	6	4	1	3	3	2	1		1	1	31	25	56
St Helens	2			1					1			1	1	1		1					4	4	8
	13	6	16	12	14	25	18	8	17	13	15	14	13	15	7	9	3	3	3	3	119	108	227
TOTALS	19		28		39		26		30		29		28		16		6		6		227		



Southern Centre Challenge - Participation Numbers 2014

Centre	Under 6		Under 7		Under 8		Under 9		Under 10		Under 11		Under 12		Under 13		Under 14		Under 15		All Ages		TOTAL
	B	G	B	G	B	G	B	G	B	G	B	G	B	G	B	G	B	G	B	G	B	G	
Claremont																					0	0	0
Clarence	7	4	8	4	3	5	6	12	5	8	2	10	4	7	3	6		4	3	2	41	62	103
East Derwent	3	1	3	5	2	5	3	5	9	5	4	4	4	2	6	3	4	1	2	1	40	32	72
Hobart		1	2	1	7	3	6	1	4	4	6	2	2	3	3	1	2	1	2		34	17	51
Huon Valley		1	1	1	3	2	4	1	3		1	1	1	4			2				13	12	25
Kingborough	2		3	2	5	1	2	5	4	4	3	3	2	5	2	3		2		2	23	27	50
Queenborough		2	1	1	2		2	2	1	2	1	1	4	1	2	1	1				14	10	24
South East	1	1	2		1	1	1	1	1			2									6	5	11
	13	10	20	14	23	17	24	27	27	23	17	23	17	22	16	14	7	10	7	5	171	165	336
TOTALS	23		34		40		51		50		40		39		30		17		12		336		





Northern All State - Participation Numbers 2014

Centre	Under 6		Under 7		Under 8		Under 9		Under 10		Under 11		Under 12		Under 13		Under 14		Under 15		All Ages		Total
	B	G	B	G	B	G	B	G	B	G	B	G	B	G	B	G	B	G	B	G	B	G	
Burnie	1		2	3	2		1		1	2	1		2	1			1	1			9	9	18
Circular Head																					0	0	0
Claremont																					0	0	0
Clarence	2	1	3		1		3	2	1		3		1	3	1	3	2		1		16	11	27
Deloraine	2	3	8	2	2	3	5	3	2	3	2	1	1		2						24	15	39
Devonport		1	1	1	2	3			1		1	1	1	1	1	2	2		1		8	11	19
East Derwent	2	1	1	5	1	4	1	3	5	4	3	3	1	1	2	2	2	1	1	1	19	25	44
Hobart			2		1	1	5		3	3		2	2	1	2	1	1	1	1		15	11	26
Huon Valley					1				1	1			1	1							2	3	5
Kingborough		1	2	1	3	1	3		2	4	2		2	1	1			1			12	12	24
Launceston	1	2	2		2	2	2	1	3	2	3	3	4	3	1	4	1	2			20	18	38
Longford	1	2	2	1	5	2	3	2	4	6		2		4	3	1	1	1	2		19	23	42
North East	1			1	3	2			2	4	3			2	1	1					9	11	20
North L'ton-White City	1	1	1		3		1		2	1	1	3	1	1	2	2			1		8	13	21
Queenborough																					0	0	0
South East			1		1						2				1	1					3	3	6
Sth L'ton	3	3	2	6	5	7	2	4	9	4	12	5	1	7	7	6	3	2	3	4	47	48	95
St Helens		1																			0	1	1
	14	16	25	22	23	32	24	19	36	34	31	22	17	26	24	23	8	12	9	8	211	214	425
TOTAL	30		47		55		43		70		53		43		47		20		17		425		

Southern All State - Participation Numbers 2014

Centre	Under 6		Under 7		Under 8		Under 9		Under 10		Under 11		Under 12		Under 13		Under 14		Under 15		All Ages		Total
	B	G	B	G	B	G	B	G	B	G	B	G	B	G	B	G	B	G	B	G	B	G	
Burnie																					0	0	0
Circular Head																					0	0	0
Claremont																					0	0	0
Clarence	6	2	5	2	2	1	6	6	3	6	3	7	3	6	2	4		4	1	2	31	40	71
Deloraine			1								1										2	0	2
Devonport					1	1					1		1								3	1	4
East Derwent	3	2	1	2	1	7	3	3	8	5	2	3	4	1	6	3	3	1	2	3	33	30	63
Hobart	1		3	2	6	2	7	2	2	4	7	2	3	4	3	1	1	2	3	1	36	20	56
Huon Valley	1	1	1	1	2	1	1	1	3				1	5							9	9	18
Kingborough	1	2	3	3	6	2	2	5	4	5	5	3	4	4	3	2	2	2	1		30	29	59
Launceston	1				2	1	1	1			1	2	1		1				1		6	5	11
Longford					2	1			1				2	2	1	1			1		5	6	11
North East															1						0	1	1
North L'ton-White City					1				1	1	1	1			1				1		2	5	7
Queenborough		3	2	1	3		1	2	2	2	3	2	2	2	4						17	12	29
South East	1		2	1	1	1	1		1		4				1						7	6	13
South L'ton	2			1	1	4	2	1	1	1	4	1	1	3	4	5	1		2	5	18	21	39
St Helens																					0	0	0
	16	10	18	13	27	21	24	21	25	25	28	25	22	27	23	19	8	9	8	15	199	185	384
TOTAL	26		31		48		45		50		53		49		42		17		23		384		



Walks Championships - 4x100 Relay Teams Participation Numbers 2014

Centre	Under 6		Under 7		Under 8		Under 9		Under 10		Under 11		Under 12		Under 13		Under 14		Under 15		All ages		Total
	B	G	B	G	B	G	B	G	B	G	B	G	B	G	B	G	B	G	B	G	B	G	
Burnie													1				0.5				1	0.5	1.5
Circular Head																					0	0	0
Claremont																					0	0	0
Clarence	3	1	2	1	1	2	1	2	1	2	0.5	2	1	2	1	2	1		1	1	11.5	16	27.5
Deloraine							1				0.5										1.5	0	1.5
Devonport			1																		1	0	1
East Derwent	1	1	1	1		1	1	1	1	2	2	1	1	1		1	1		1	1	9	10	19
Hobart	1		2	1	2		2		1	1.5		1	1	1	2		0.5		1	1	12.5	5.5	18
Huon Valley													1								0	1	1
Kingborough			1	1	1	1	1	1	1	2	2	1	1	1	1	1	0.5	0.5		1	8.5	9.5	18
Launceston																			1		1	0	1
Longford					1	1					1	1					1				3	2	5
North East																					0	0	0
NLWC																					0	0	0
Queenborough					1		1	1		1		1	1	1							4	4	8
South East		1	1							0.5		1		1		1					1	4.5	5.5
South L'ton	1				1	1			1	1	2	1			1		1		1	1	7	5	12
St Helens																					0	0	0
	6	3	8	4	7	6	7	5	5	10	7	9	7	8	6	5	3	3	5	5	61	58	119
TOTAL	9		12		13		12		15		16		15		11		6		10		119		

0.5 = Combined team


State Multi Event Championships - Participation Numbers 2014

Centre	Under 6		Under 7		Under 8		Under 9		Under 10		Under 11		Under 12		Under 13		Under 14		Under 15		All ages		Total
	B	G	B	G	B	G	B	G	B	G	B	G	B	G	B	G	B	G	B	G	B	G	
Burnie											1		1				1		1		3	1	4
Circular Head																					0	0	0
Claremont																					0	0	0
Clarence							2	5	2	1	2	5	3	2	2	3		3	3	2	14	21	35
Deloraine							1		2		1	1	1	1							5	2	7
Devonport											1		1								2	0	2
East Derwent							2	5	5	5	3	2	2	1	3	4	2		1	3	18	20	38
Hobart							3		1	3	4	1	2	3	2		1		2	1	14	9	23
Huon Valley							1		1			1		4							2	5	7
Kingborough								5	5	4	3	4	2	2	1	2	2	1		2	13	20	33
Launceston							1	1	1		1	4	4	1		1			2		9	7	16
Longford							1	1					1			1			1		2	3	5
North East									2		3			2		1					3	5	8
North L'ton-White City											1										1	0	1
Queenborough							2	2	2	4	2		4	1							10	7	17
South East									1			4									0	5	5
South L'ton							1	2	1		3	1	1	5	2	4	1	1	1	3	10	16	26
St Helens									1												1	0	1
	0	0	0	0	0	0	14	21	21	20	25	23	21	23	10	16	6	6	10	12	107	121	228
TOTAL	0		0		0		35		41		48		44		26		12		22		228		



State Walks Championships - Participation Numbers 2014

Centre	Under 6		Under 7		Under 8		Under 9		Under 10		Under 11		Under 12		Under 13		Under 14		Under 15		All Ages		Total
	B	G	B	G	B	G	B	G	B	G	B	G	B	G	B	G	B	G	B	G	B	G	
Burnie																					0	0	0
Circular Head																					0	0	0
Claremont																					0	0	0
Clarence							1	2	3	1		3	1								5	6	11
Deloraine													1	1							1	1	2
Devonport											1		1								2	0	2
East Derwent							2	3	2	3	2	1	2		2		1		1		8	11	19
Hobart							1			3	1		1	1							3	4	7
Huon Valley									1		1		4								1	5	6
Kingborough							1	1	3	1			1	1				1			5	4	9
Launceston							1	1	1		1	1	3	1							6	3	9
Longford							1	1		1			1	1	1	1					3	4	7
North East																					0	0	0
North L'ton-White City											1										0	1	1
Queenborough									1	1	1		1								2	2	4
South East																					0	0	0
South L'ton								3	1		3	2	1	2	1	1	1				6	9	15
St Helens																					0	0	0
	0	0	0	0	0	0	7	11	12	10	9	9	12	12	1	4	1	2	0	2	42	50	92
TOTAL	0	0	0	0	0	0	18		22		18		24		5		3		2		92		





State Individual Championships - Participation numbers 2014

Event	Under 6		Under 7		Under 8		Under 9		Under 10		Under 11		Under 12		Under 13		Under 14		Under 15		All Ages		Total
	B	G	B	G	B	G	B	G	B	G	B	G	B	G	B	G	B	G	B	G	B	G	
Hurdles					13	13	7	6	9	7	14	10	15	12	6	7	8	7	9	6	81	68	149
70 Metres					17	12	7	10	7	5											31	27	58
100 Metres					11	6	8	14	8	3	7	7	13	8	7	13	9	10	13	12	76	73	149
200 Metres					13	13	8	12	14	11	12	10	11	7	6	8	9	7	10	8	83	76	159
400 Metres					12	9	5	12	8	11	8	5	8	10	6	7	5	6	8	4	60	64	124
800 Metres							3	8	5	9	6	6	8	10	5	6	5	5	6	4	38	48	86
1500 Metres									12	12	9	5	9	8	5	3	5	3	4	1	44	32	76
Walk																					0	0	0
Discus					5	12	8	9	11	7	11	6	9	5	8	10	8	9	10	11	70	69	139
High Jump					20	11	12	14	9	10	14	5	11	13	5	8	7	4	7	6	85	71	156
Javelin					13	10	8	10	6	7	6	8	7	9	5	7	8	6	8	8	61	65	126
Long Jump					9	10	14	10	12	10	9	12	12	12	7	8	9	7	7	9	79	78	157
Shotput					11	11	4	6	8	6	10	3	8	6	6	10	11	8	8	7	66	57	123
Triple Jump					10	12	7	12	9	5	9	10	7	8	5	9	7	10	9	9	63	75	138
200m Hurdles															6	7	6	6	7	5	19	18	37
					134	119	91	123	118	103	115	87	118	108	77	103	97	88	106	90	856	821	1677
Total	0		0		253		214		221		202		226		180		185		196		1677		

State Individual Championships by Centre/Ages - Participation Numbers 2014

Centre	Under 6		Under 7		Under 8		Under 9		Under 10		Under 11		Under 12		Under 13		Under 14		Under 15		All Ages		Total
	B	G	B	G	B	G	B	G	B	G	B	G	B	G	B	G	B	G	B	G	All	All	
Burnie					2				4	3	1		3	2	2		3	4	2		13	13	26
Circular Head					2	1			1				1						1	1	3	4	7
Claremont																					0	0	0
Clarence					1	1	4	4	2	1	2	3	2	6	4		1	4	3	1	15	24	39
Deloraine					2			1			2		1	1	1						6	2	8
Devonport					1	2	1	1			2		1		1		1		2	1	7	6	13
East Derwent					3		3	5	1	2	1	3	2	1	1	2	3	1	1	2	12	19	31
Hobart					3	2	3		2	3	4	1	2	3	3	1	1	3	4	1	22	14	36
Huon Valley					1			1					2				1	1	1		2	5	7
Kingborough					4	1		3	3	4	2	1	2	2	3	2	2	3	1	2	17	18	35
Launceston					2	1	2	2	3		1	3	3	2	2				3		14	10	24
Longford					5	2	4	2	3	3		1	4		1	2	2		2		19	12	31
North East					2		1			1	2		2		1		1				5	5	10
North L'ton-White City					2		1		1		1	1	1	2	1		1		1	1	6	7	13
Queenborough					1	1	1	1	2	2	3	1	5		4						16	5	21
South East											2				1						0	3	3
Sth Launceston					6	9	4	6	8	6	9	7	2	7	6	5	5	4	3	6	43	50	93
St Helens									1		1		1								1	2	3
TOTAL	0	0	0	0	57	30	24	26	30	26	30	24	30	30	20	23	18	23	22	17	201	199	400



Development Director's Report

Brett Johnstone

2013/14 was my first season in the role and I would like to thank all that assisted me to "learn the ropes" along the way. Certainly after doing this job for 12 months I have full appreciation for the sheer volume of work that Rhonda, Garry, Pete, Kay and Roger put in! Thank you to my fellow Board Members for your support and to Simone and Jo for the work they have done from the Office. Thank you also to all of those that I have liaised with from the Centres over the course of the season ... it is the contribution of many that makes Little Athletics so successful and a great place for our children to grow and meet new friends.

A summary of my main activities over the past 12 months:

Little Athletics Program for Schools (LAPS)

Firstly a massive thank you to Jayden Hey for his assistance in running the program again this season. The feedback from the schools that Jayden visited was always excellent and his assistance enabled us to visit a lot more schools and promote Little Athletics to a lot more children.

Between Jayden and myself we managed to see 4,664 children from the following 26 schools:

- Devonport Primary School
- Southern Christian College
- Channel Christian School
- Corpus Christi Catholic School
- Launceston Christian School
- Evandale Primary School
- St Johns School
- Larmenier Catholic Primary School
- John Paul Primary School
- St James Catholic College
- Gagebrook Primary School
- Tasman District School
- Immaculate Heart of Mary
- Sprent Primary School
- Lindisfarne Primary School
- Miandetta Primary School
- Windermere Primary School

- Risdon Vale Primary School
- Fairview Primary School
- Bellerive Primary School
- South Hobart Primary School
- Brighton Primary School
- Lindisfarne North Primary School
- Bicheno Primary School
- St Leonards Primary School
- Riverside Primary School

Centre Visits

Throughout the season, I managed to attend the following Centres:

- Hobart Districts
- Kingborough
- East Derwent
- Peninsula
- St Helens
- North East
- South Launceston
- Deloraine

In addition to the above, I also attended a Public Meeting for Circular Head prior to the start of the season to assist in forming their new committee.

Any Centres that would like me to attend a specific meeting for any reason (eg training session for athletes, assistance in running the program, training of officials etc) please feel free to let me know.

New Centres

This season we welcomed "Peninsula Little Athletics" to the TLAA family. Peninsula started mid-way through the season and averaged around 15-20 athletes per meet. There were several meetings to get it up and running and several visits during the season to assist in training officials but by the end of the season all was running smoothly and I am confident that the Centre will grow in future years. They have a very motivated committee and a good group of volunteers.



Also during the season, enquiries were received from Flinders Island and Wynyard. Flinders Island is quite keen on doing something in conjunction with the local school. At this stage, the intention is to contact them again in August to gauge if there is still sufficient interest. Wynyard are in no rush to start a Centre and would like to assess the viability a bit more before moving forward with a view to starting a Centre in 2 or 3 years' time.

Recently, an expression of interest has been received from Bruny Island. They have several parents keen to be involved, have start-up capital arranged and appear set to officially affiliate with TLAA. All going well, it is likely that Bruny Island will become the 21st Centre for Tasmanian Little Athletics.

Whilst no interest has been received from the West Coast in regard to setting up a Centre, several of their local schools are keen to do LAPS sessions during term 3 or 4 so this may lead to further exploration of whether a Centre would be viable in that area in the future (it is the one major area geographically that Little Athletics does not have a presence in).



Other Activities

- Attended the Australian Council for Health, Physical Education and Recreation (ACHPER) State Conference in September.
- Attended Disability Sport and Active Recreation Network Forum in April.
- Attended the Play by the Rules Forum in April.
- Have been to a couple of meetings of the Tasmanian branch of the Australian Track and Field Coaches Association (ATFCA).
- Have assisted Paul Mommers with the Southern Cross Country and also assisted at the State Champs in September.
- Attended the U12/13 camp as a coach in January.
- Attended ALACs in Melbourne as Assistant Coach. My full report of this is in the ALACs report.
- Attended the Pre Season clinics in Burnie, Launceston and Hobart and also delivered Officials Training at the North West clinic.
- Arranged Officials for State Individual Championships – many thanks to Centres for providing so many capable officials which made the rostering relatively stress free.

Development Officer Position

The TLAA has recently advertised for a paid Development Officer position. This is a great step forward and I look forward to working with the successful applicant. Having someone in this position will enable us to do additional LAPS sessions and further "fine tune" them with an aim to increasing membership numbers across the state.



Education Director's Report

Kaylene Knee

Congratulations to all Little Athletics Centres for another successful 2013/2014 season - to the Committee members, officials, volunteers, family members and people who give their time to help out with all the running of each programme.

As a Board Member it has been a busy year. I attended the Cross Country Championships at Campbell Town with Brett; organized administration at our state run events; attended Centre Board meetings and workings bees at St Leonards Athletic Centre; attended various centres and walks championships and worked with Simon Bennett at Athletics Tas on joint ventures.

The joint ventures program is trying to develop pathways with the senior athletic body by organised coaching clinics and working with our coaches, officials and Athletic Tas senior coaches to build the relationship and help with overall education and development of the sport.

I was a selector for the State Team and then part of the Team Management that took our Tasmanian Team to Melbourne for the ALAC in its 50th Anniversary year.

Thank you to all centres that offered and conducted official's exams and congratulations to those who completed these. Thanks also to those who have mentored and overseen officials at sites to reach a higher level. These people generously volunteer their time to provide encouragement and education to all our members.

Coaching Clinics

This year we offered 3 coaching clinics - one in the south at the Domain Athletics Centre, one at St Leonards Athletic centre in the north and one in the north west at Marist College. All were very well supported and very successful. These were held in conjunction with Athletics Tasmania all on the same weekend. It was a pleasure

working with Simon Bennett, utilising a mixture of coaches to provide pathways for athletes, volunteers, officials, clubs and centres. Thank you to all the people that gave their time and passed on their valuable knowledge to the people that participated.

We also offered an additional session after the clinics to enhance the education at club and centre level with Wim Vaessen (North) and Roger Hosie (South) and Brett Johnstone (NW) running through each event with drills and rules. The people who stayed back and participated certainly benefited from these sessions. This year there will be more Officials Courses being offered by Athletics Tasmania and conducted by Brian Roe for track, jumps and throws over a series of nights with exams offered. Hopefully these will be taken up as enthusiastically.

Joint Venture

This year we have become involved in a funded Joint Venture Project with Athletics Tasmania who arranged some former little athletes (Tim Coad, Mitchell Walker and Josh Harris) to attend some Little Athletics centres to help with coaching and education. Also coordinated was the programming some of little athletics relays teams to compete at the Athletics Tasmania Briggs Classic meet to show our athletes what level they may achieve if they continue in the sport. In the coming season we will expand this project and also will be utilising the Development officer to help out at centres.

I would lastly like to thank my fellow Board Members for their time and commitment which is invaluable to the success of Little Athletics. Thanks also to Wim Vaessen and Anne House who donate so much of their time to help out, and to Simone and Jo from the office for their support.



Technical Director's Report

Roger Hosie

In 2013/14 we have seen the establishment of a new National technical committee (NTC) that will oversee the rules and specifications for Standard events on a national basis. Thus far the NTC has met twice and it would be fair to say the concept is a positive one. The concept is that the various tech experts from each State & the National Competition director discuss various rules and guidelines as peers, and provide recommendations to the National Board for implementation. Thus far Tasmania has enjoyed an equal voice, and we hope to continue to be a positive influence on the NTC.


On the equipment and specification front, it has been a quiet year, with no changes to weights or specifications. I remind centers to consider our preferred supplier, Nordic Sport when ordering equipment. We do not anticipate any change to implement specification in 2013/14.

2 new javelins were purchased for competition this year. The 400g javelins are high specification, and judging from the results at SIC's this year, will be an aid to great results going forward.

I attended the 2nd annual U15 development camp at the AIS in October. The camp is jointly subsidized by Athletics Australia & LAA. The Tasmanian contingent enjoyed 4 full sessions with event coaches of the highest caliber, 4 sessions on strength & conditioning, nutrition, psychology and stretching, presentations from Olympians and the chance to meet elite under 15's from around Australia. The group had a fantastic experience and their behaviour was exemplary.

Once again this year, Little Athletics received some fantastic support and coverage from the media, in particular from the Examiner, the Advocate and Southern Cross News. We still struggle to find support from the southern newspaper, although they do at least publish our results in a reasonably timely manner.

Finally, thank you to all the centers and the Board for the support and friendship over the past season. I look forward to our 40th year and continuing to grow our great sport.





2014 McDonalds Coaching Camp Report

Garry House

The 2014 McDonalds Coaching Camp for U12 and U13 Athletes was once again held at Camp Banksia at Port Sorell from the 5th January to the 9th January.

I sincerely thank McDonalds who supplied additional funds again this year to allow a rebate on camp fees. This sponsorship equates to approx \$45 per athlete

We had 76 applications but unfortunately only 74 attended camp.

Although we did have rain on Sunday and Monday, we were lucky that it did not interfere with our events. Temperature not as high as last year, cool nights were certainly a blessing for the athletes.

Athletes participated in 4 key coaching events of their choice, together with warm-ups twice a day, sprint drills, competition events, Hurdles, 100m Handicap and the Team Challenge.

Many athletes recorded PB's and qualifiers during the camp.

Apart from the obvious athletic events, athletes participated in a hut competition where two huts are combined and points were awarded (or lost) for such things as tidy huts, wearing hats in the dining room, behaviour, sports hall competition etc.

Camp would not have been successful without parent participation.

I wish to thank the following people for giving up their time to assist at Camp.

Peter Weldon, Roger Hosie, Paul Mommers, Paula Brown, Brian James, Brett Johnstone, Wim Vaessen, Simon Philips Jill Bransden, Fiona Harris, Rosie Davenport, Nicole Zawadski, Damian Von Samorzowski, Paul McShane, Frank

Buller, Johnathan Mural, Maree Clements, Dominic Williams, Melinda Brown, Aaron Brown and Simone Fitzgerald.

It was great to see two of our ex athletes Melinda and Aaron Brown back at camp to offer our athletes their experience.

To Paula Brown who arranged collection and delivery of the line marker from the Devonport City Council, I thank you.

Thanks also to Devonport Centre for the loan of their High Jump gear.

A special thanks to the team at Camp Banksia, who could not do enough to ensure that we had great meals and the facilities were up to scratch for our athletes.

Some of the feedback received from Parents and Athletes

- Enjoyed the kids, a great bunch, food was good
- Enjoyed meeting new people
- I liked sleeping arrangements, organised activities and the coaching
- The enthusiasm of the coaches and hut parents
- I liked my distance session and all the food
- I liked making new friends and learning new things

There was also feedback from parents and ideas presented will be given consideration for future camps

For those parents contemplating sending their child to the 2015 Camp, please send in the forms well before the closing date. Remember we need Coaches and Parents to ensure that our camps continue. It is a great 5 days, and extremely enjoyable by all. Apart from athletes making friends, parents also have a great time. (If you require a form, they will be on the website in August.)



2013/2014
Membership
Data





Registrations by centre, gender and region

	Girls	Boys	Total 2013/2014 Registrations	Change from 2012/2013	Total 2012/2013 Registrations	North West	East	North	South
BNE	50	61	111	-54	165	111			
CH	28	23	51	+14	37	51			
CMT	10	27	37	+5	32				37
CLA	68	96	164	-53	217				164
DEL	32	41	73	-14	87			73	
DPT	67	82	149	-22	157	149			
ED	86	83	169	-27	196				169
GSB	16	11	27	+3	24		27		
HD	69	98	167	-16	183				167
HV	36	43	79	-13	92				79
KGB	75	70	145	-53	198				145
LTN	99	92	191	-29	220			191	
LFD	66	73	139	-4	143			139	
NE	31	21	52	-12	64			52	
NLWC	38	37	75	-50	125			75	
PEN	5	11	16	n/a	n/a		16		
QBG	77	109	186	+7	179				186
SH	16	27	43	+14	29		43		
SED	63	51	114	-47	161				114
SL	160	162	322	-30	352			322	
STATE	1109	1201	2310	-395	2661	311	86	852	1061



Retention & Growth

	Total Registrations 2012/2013	Re Registrations U7-U15 2013/2014	New Registrations 2013/2014	Retention rate from 2012/2013	Growth rate In 2013/2014	Total Registrations 2013/2014	Tiny Tots	Total U 7 – U15 Registrations 2013/2014
BNE	165	76	35	46%	-32%	111	0	111
CH	37	25	26	67%	38%	51	6	45
CMT	32	16	21	50%	15%	37	5	32
CLA	217	154	10	71%	-24%	164	10	154
DEL	87	51	22	58%	-16%	73	0	73
DPT	157	82	67	52%	-5%	149	22	127
ED	196	112	46	57%	-19%	169	13	145
GSB	24	16	11	66%	12%	27	0	27
HD	183	105	67	57%	-8%	167	10	157
HV	92	50	29	54%	-14%	79	2	77
KGB	198	98	47	49%	-27%	145	3	142
LTN	220	129	62	58%	-13%	191	7	184
LFD	143	95	44	66%	-3%	139	19	120
NE	64	35	17	54%	-19%	52	0	53
NLWC	125	51	24	41%	-40%	75	2	73
PEN	n/a	n/a	16	n/a	100%	16	2	14
QBG	179	101	85	56%	4%	186	20	166
SH	29	16	27	55%	48%	43	9	34
SED	161	70	44	43%	-29%	114	9	105
SL	352	211	111	60%	-8%	322	37	285
STATE	2661	1493	811	56%	-8%	2310	176	2124



Family Participation data

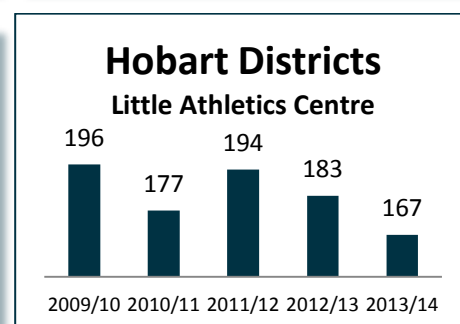
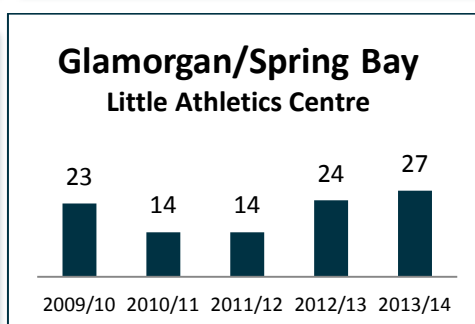
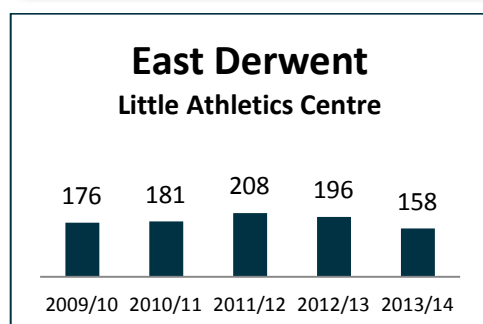
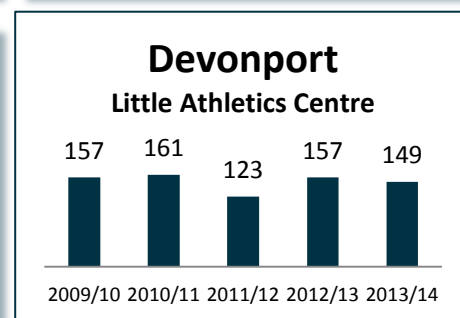
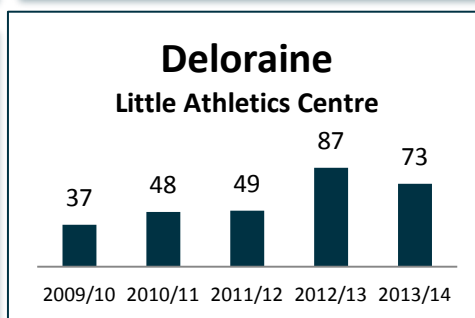
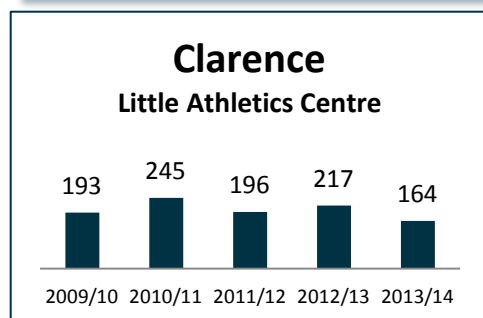
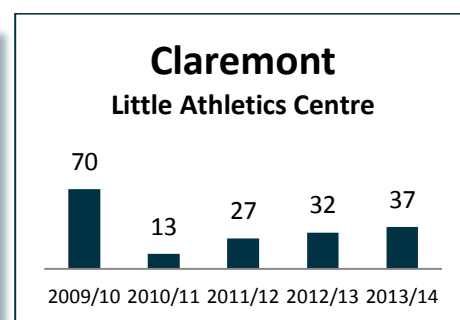
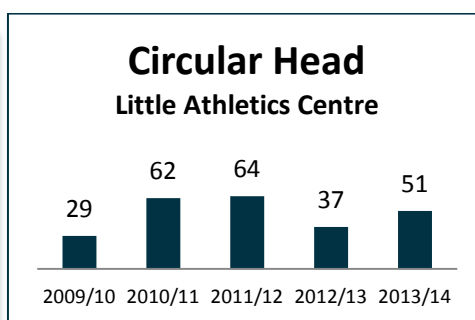
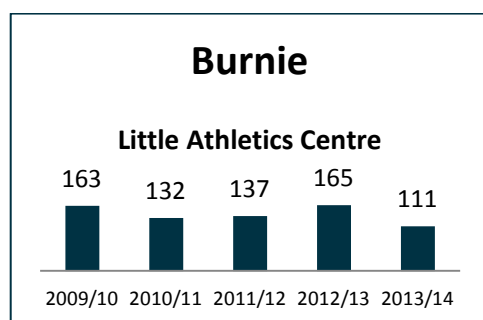
	1 Child Family	2 Child Family	3 Child Family	4 Child Family
BNE	55	15	6	1
CH	40	3	1	0
CMT	26	5	0	0
CLA	219	4	1	0
DEL	22	20	1	2
DPT	111	13	3	0
ED	61	39	8	1
GSB	15	5	1	0
HD	154	2	0	0
HV	23	12	5	4
KGB	83	17	2	1
LTN	107	30	2	6
LFD	50	25	4	2
NE	22	10	3	0
NLWC	28	14	6	0
PEN	6	4	0	0
QBG	157	4	0	0
SH	12	8	2	0
SED	36	30	3	0
SL	270	4	1	0
FAMILIES	1497	264	49	17



Top 5 performing Centres

Rank	Total Membership		Retention		Growth	
1	322	South Launceston	71%	Clarence	48%	St Helens
2	191	Launceston	67%	Circular Head	38%	Circular Head
3	186	Queenborough	66.66%	Glamorgan Spring Bay	38%	Claremont
4	167	Hobart Districts	66.43%	Longford	12%	Glamorgan Spring Bay
5	164	Clarence	60%	South Launceston	4%	Queenborough

Registration graphs by Centre

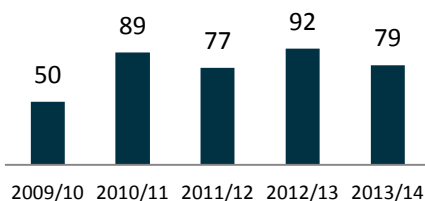




Registration graphs by Centre cont.

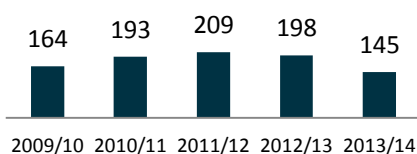
Huon Valley

Little Athletics Centre



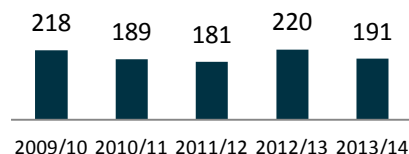
Kingborough

Little Athletics Centre



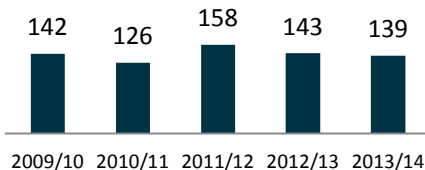
Launceston

Little Athletics Centre



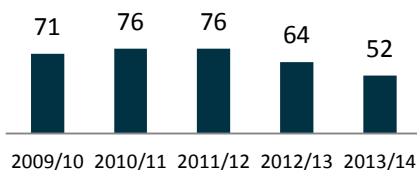
Longford Districts

Little Athletics Centre



North East

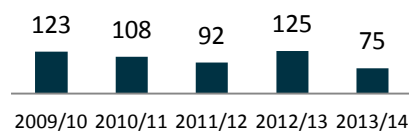
Little Athletics Centre



North Launceston

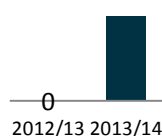
White City

Little Athletics Centre



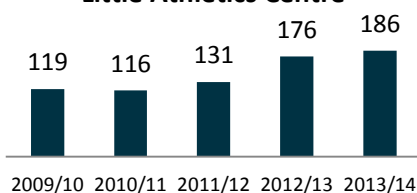
Peninsular

Little Athletics Centre



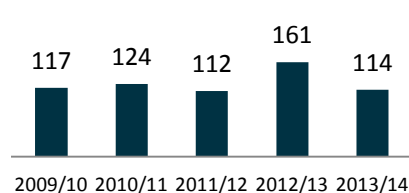
Queenborough

Little Athletics Centre



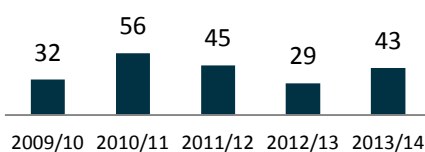
South East Districts

Little Athletics Centre



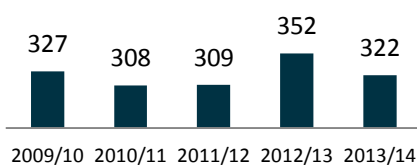
St. Helens

Little Athletics Centre



South Launceston

Little Athletics Centre





Registrations graphs by Region

